

# Kaiser Permanente Furniture Catalog

Summer 2020



Applications and Solutions

# TABLE OF CONTENTS

## SECTION A-1: Seating (Lobby, Public and Waiting)

Lounge Chairs	5
Sofas and Loveseats	14
Metal-Framed Ganged Units	18
Wood-Framed Ganged Units	21
Modular Lounge Systems	22
Benches & Ottomans	26

## SECTION A-2: Seating (Guest Rooms and Therapeutic Seating)

Patient Lounge Chairs	31
Recliners	33
Gliders	34
Daybed Sofas & Pull-Out Chair Beds	35

## SECTION A-3: Seating (Task, Technical, Conference, Exec & Side)

Ergonomic Task Chairs & Stools	37
Technical Task Chairs & Stools	40
Executive Task Chairs	41
Metal Frame Side Chairs	43
Wood Frame Side Chairs	48

## SECTION B-1: Workstations and Offices

Architectural Products	51
Modular Casework	53
Collaborative Furniture	54
Workstations	55
Benching Systems	57
Storage	59
Adjustable-Height Worksurfaces	60
Desking	62
Space Division	63

## SECTION B-2: Desking and Caseworks

Laminate and Veneer Desking and Caseworks	65
Manual Height Adjustable Tables	68
Motorized Height Adjustable Tables	69
Collaborative Furniture	70

## SECTION C: Collaborative Work Settings

Seating, Tables, & Integrated Technologies	73
Worktools	86
Collaborative Furniture	89
Adjustable-Height Worksurfaces	90



### REMINDER: Kaiser Permanente Standards & Expectations

- Workstations images are shown for inspiration only. All workstations need to be adjustable if working for more than 20 minutes.
- Sled-base chairs are not Kaiser Permanente approved

# TABLE OF CONTENTS (continued)



## SECTION D: Tables

Multi-Purpose Tables	93
Conference Tables — Laminate and Veneer	94
Cafeteria Tables	97
Specialty Training Tables	99
Occasional Tables	100
Collaborative Furniture	106

## SECTION E: Filing and Storage

Filing & Storage	109
------------------	-----




## SECTION F: Visual Communications Boards & Systems

Bulletin, Marker, & Combination Boards	113
Visual Communication Systems	113
Magazine, Literature, Forms, & Mail Racks	115
Collaborative Furniture	115

## SECTION G: Ergonomic Accessories

CPU Holders	117
Keyboard Platforms	117
Footrests	117
Monitor Arms and Monitor Lifts	118
Wristrests	118



## SECTION H: Miscellaneous Furniture

Portable Lamps	121
Lecterns	121
Nightstands	121
Workplace Wellness	121
Screens	122

### Fire Retardant-Free

Fire Retardant-Free measurements exclude the product lines or style numbers that fall under the following criteria:

- California TB-133 furniture. Due to potential fire code limitations in some locations where the furniture may be placed, some selections may still require fire retardants. Exclusion must be validated prior to implementation on a per project basis by Specifiers and confirmation of the governing building code.
- Vertical surfaces/walls certified to UL flammability standards
- Electrical Equipment



FR-Free status of furniture is dependent upon COM selection of fabrics known to be free of Fire Retardants. Specifiers should access the fabric FR content resources on the Steelcase COM testing website:

<https://srh.steelcase.com/comsearch.aspx?app=com>





## SEATING: Lobby, Public and Waiting

Please see Kaiser Permanente Design Criteria Chapter 12 on Infozone, for additional information on furniture requirements and recommendations



## SEATING: Lobby, Public and Waiting

## LOUNGE CHAIRS (CHLO)

## Await by Coalesse

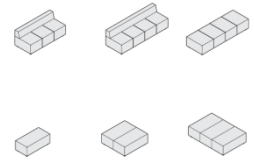


## FEATURES

The Await Lounge System allows you to transform any lobby, lounge, education or hospitality setting. Featuring sophisticated detail and styling, Await creates contemporary spaces and casual conferencing anywhere.

## OPTIONS

- Sofas, benches, and ottomans up to 4 seats
- Optional ganging tables with power, data, and tablets
- Optional floor mount legs

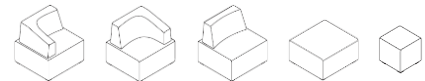


## B-Free by Steelcase




## FEATURES

- Screens are made of knit material and are available in small and large sizes with left or right applications
- Occasional tables are available in coffee and corner configurations
- Top block is available on large cube with either a straight application or a corner left or right application
- Large cubes can be standalone units or ganged together with other large cube units
- Small cube can be used as a seat or an ottoman

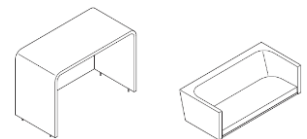


## Bivi rumble seat with hoodie by Turnstone



## FEATURES

- Casual comfort at lounge height
- 3 widths available: 36", 48" and 60"
- Fully upholstered seat
- Painted steel Freestanding Legs
- 48" and 60" sizes can be attached to Bivi frame in place of a Table Top
- Hoodie accessory compatible with 60" Rumble Seat with Freestanding Legs.
- Freestanding Rumble Seats ship fully assembled
- Bivi frame mounted Rumble Seats ship ready to assemble



## Bix by Coalesse

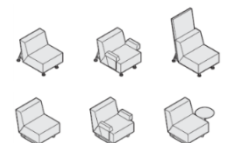


## FEATURES

- Lounge-based work settings that host teams technology in comfort
- Refined system of seating and tables that includes convenient connections to power, voice and data
- Lounge legs feature an adjustable glide
- Back screens feature hidden zipper detail

## OPTIONS

- Service tray
- Contrasting textiles
- Translucent privacy screen
- Power/Voice/Data



## LOUNGE CHAIRS (CHLO)

### Bob by Coalesse



#### FEATURES

- Swiveling chair
- Flared arms
- Four-star matte-polished aluminum base
- 98% recyclable

#### OPTIONS

- Wide selection of fabric and leather
- Optional adjustable headrest



### Campfire Lounge by Turnstone

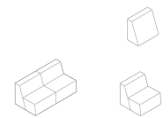


#### FEATURES


Campfire allows for the perfect lounge setting. Your best days happen when you have the flexibility to work in ways that best support your needs and give your creativity room to stretch. Campfire allows for endless configurations ranging from group lounge spaces to individualized areas designed for high focus.

#### OPTIONS

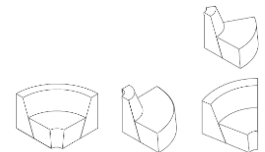
- Standard armless with black plastic feet.
- Available options include single or multiple fabrics on back and seat.
- Big Lounge, Half Lounge, Wedge, or Ottoman



### Campfire curved section additions by Turnstone



New lounge corners and upholstery options to the Campfire product line. These new 60- and 90-degree corners pair with the existing Big and Half Lounge to allow for even more choice in lounge applications. And the new waterfall upholstery option gives the lounge pieces fresh and amazing visuals. From islands to half-round hub configurations, there are dozens of possibilities now.



### Circa by Coalesse

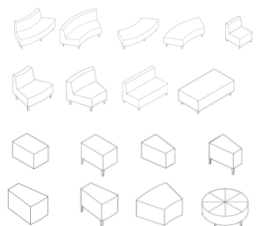


#### FEATURES

Landscape Architecture. Luxurious yet practical, chic yet subdued, Circa Lounge System offers a dramatic creative palette for configuring signature spaces. Combine straight and curved seating modules with connector, storage, and freestanding tables for landscape solutions that raise the bar from every angle.

#### OPTIONS

- Straight and wedge seating
- Freestanding, ganging, and end-of-run tables
- Maple or walnut legs standard; painted metal option
- Contrast textiles available



## SEATING: Lobby, Public and Waiting

## LOUNGE CHAIRS (CHLO)

## Coupe by Coalesse



## FEATURES

- Versatile lounge seating that is adaptable to multiple environments and spatial needs
- Standard solid beech legs
- Crisp lines and top-stitch upholstery seams
- Environmentally Friendly, with PBDE-free foam and plywood tab construction

## OPTIONS

- Casters
- Tablet arm
- Wood panels
- Additional leg finishes available



## Davos by Coalesse



## FEATURES

- Fully upholstered on all sides
- Upper leather and upholstery and underside leather are specified separately to allow matching top and bottom or different top and bottom for a unique appearance

## OPTIONS

- Fabric and leather
- Underside can be a contrasting textile for visual interest



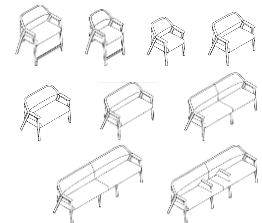
## Embold guest seating by Steelcase



The Embold Collection of seating and tables from Steelcase Health helps organizations create a welcoming, comfortable waiting environment.

Embold's graceful design and variety of seat sizes work in many environments and support many types of people and waiting scenarios.

A wide range of materiality encourages creativity and brand expression. Durable and easily cleanable, Embold seating offers the best of style and function for hardworking healthcare environments.



## Jenny by Turnstone



## FEATURES

- Wide range of aesthetic choices creates a solution for any space
- Can be configured multiple ways with ganging of ottomans and armless models
- Black legs

## OPTIONS

- Casters, brushed aluminum or wood legs
- Tablet arm
- Multiple fabrics and leathers





## LOUNGE CHAIRS (CHLO)

## Joel by Coalesse



## FEATURES

- Design details foster craft and uniqueness in a classic form
- Auto-return swivel base
- Polished plated steel base standard
- Two piece construction

## OPTIONS

- Available in fabric or leather
- Available with auto-return swivel base or fixed base



## Leela by Steelcase Health



## FEATURES

- Metal legs are highly durable while the webbed seat suspension and structural steel frame add stability and strength
- A simple statement of line: single seats in 21" and 24" widths as well as double, triple and bariatric lounges
- Thoughtful design includes a crumb sweep, bases that are easy to clean under, and a variety of durable arm cap options

## OPTIONS

- 2 leg finishes
- Paint or solid surface options for table tops
- Wood or plastisol arm surfaces



## Lincoln by Turnstone



## FEATURES

- Contemporary leather lounge, incredibly priced
- A comfortable choice for reception areas and collaborative spaces
- Firecode construction not available – for use in areas not subject to TB133

## OPTIONS

- Leather on seat and back
- Simulated leather on balance of chair
- Anodized aluminum legs



## Millbrae by Coalesse

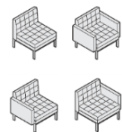


## FEATURES

- The refined horizontal steel base forms a simple modernist foundation for paneled, quilted cushions that allude to classic tufted upholstery
- One-, two-, three-, or four-seat lounge

## OPTIONS

- Arm, armless, and single-arm options
- Brushed nickel or gloss black base
- Coordinating bolsters available



## SEATING: Lobby, Public and Waiting

## LOUNGE CHAIRS (CHLO)

## Montara650 by Coalesse



## FEATURES

Wood shell with upholstered seat, 3/4 upholstery or fully upholstered

## OPTIONS

- Sled base in trivalent chrome or 15 powder coat finish options
- Five finish options on oak shell



## Montara rocker by Coalesse



The sculpted, light-scaled Montara650 collection is classically casual, infused with comfort and craft. Designed to customize, the collection is expanding with the addition of the Montara650 Rocker, which comes with or without arms.



## Passerelle by Coalesse

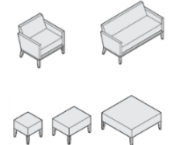


## FEATURES

- Wide range of aesthetic choices creates a solution
- A lounge, loveseat & sofa, and coordinating ottomans are complemented by a bench collection with tufted upholstery
- Ottomans in three sizes
- Tufted benches in three sizes
- Bolster pillow with optional attachment straps available
- Solid wood legs

## OPTIONS

- Pillow(s) add to comfort
- Custom wood finishes

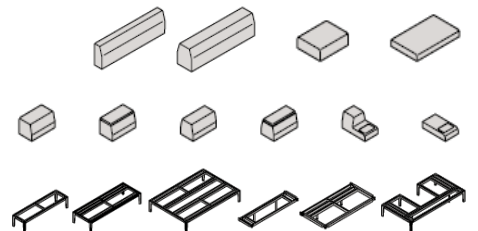


## Regard by Steelcase Health



## FEATURES

- Cast legs and a patented metal frame provide strong and durable support in all seating positions
- The modularity of Regard allows for re-configurability and offers easy replacement of parts
- Connecting to technology is quick and easy with integrated outlets on multiple surfaces
- Screens and cabinets offer private settings that serve to divide space
- Components are field replaceable



## LOUNGE CHAIRS (CHLO)

## Sidewalk by Coalesse



## FEATURES

- Versatile seating with "Go glide" cast silver powder coated glide body with nonadjustable polyethylene glide
- Frames utilize unibody construction with finger-jointed plywood
- Double-needle top-stitch seams and an attractive pull detail on the back

## OPTIONS

- High or low back
- Casters
- Extra pivoter available to allow right or left handed use of tablet
- Optional cupholder
- Side storage available for tablet when not in use



## Sieste by Steelcase Health



## FEATURES

- Offered with optional upholstered, plastisol or wood arm caps, as well as contrasting upholstery fabrics
- Frame constructed from hardwoods with steel seat
- Zippers and Velcro® closures allow the covers and components to be field replaceable
- Space between seat and back for cleaning and maintenance

## OPTIONS

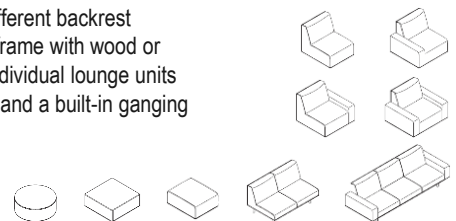
- Lounge and tandem models
- Bariatric version
- Two backrest heights
- Eight table options



## Sistema lounge system by Steelcase



Sistema is a lounge system with components available in three different backrest heights and two aesthetic choices. The lounge is supported on a frame with wood or metal leg choices that supports endless straight configurations. Individual lounge units provide a more residential aesthetic, with seats reaching the floor and a built-in ganging feature.



## SW\_1 by Coalesse



## FEATURES

- SW\_1 lounge is a conference/lounge hybrid that creates a more intimate and comfortable environment.
- Easy gliding feet
- Automatic return-to-center swivel base
- Recycled/recyclable cast aluminum legs

## OPTIONS

- Nine knit color options
- Available with tablet arm
- Ottoman available



## SEATING: Lobby, Public and Waiting

## LOUNGE CHAIRS (CHLO)

## Swathmore by Coalesse

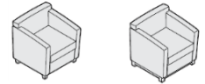


## FEATURES

- Solid maple legs with metal glides
- Pivoting laminate worksurface tablet standard on mobile models
- Black steel push handle

## OPTIONS

- Available in 27 standard wood finishes
- Dual black wheel casters
- Optional wood arm caps
- Optional contrasting textiles



## Switch by Coalesse



## FEATURES

- One-, two- and three-seat models available
- Two-seat model with extensions up to 96" wide
- Loose cushions
- Satin steel leg finish

## OPTIONS

- Cushion attachments
- Arm bolsters
- Contrasting textiles
- Attachment straps



## Tava by Steelcase Health

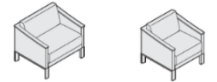


## FEATURES

- Offers a fresh transitional design that is elegant from all sides and angles
- A selection of lounges, bariatric lounges, guest chairs, benches, and coordinating tables
- Spring-seat construction, top-stitch care, seam placement, and a durable and tested structure

## OPTIONS

- Seven wood leg and arm finishes
- Paint or solid surface options for table tops



## Thoughtful by Coalesse



## FEATURES

- Maple or walnut legs
- Double needle stitching

## OPTIONS

- Maple legs can be ordered in 27 standard finishes
- Walnut legs are available in two standard finishes
- Contrasting welt and textiles





## LOUNGE CHAIRS (CHLO)

## Together Bench by Coalesse

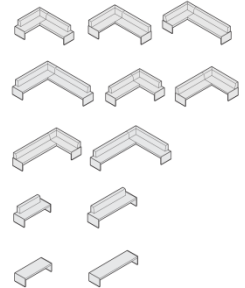


## FEATURES

A sleek architectural masterpiece, Together elevates the upholstered bench to an impressive new height while reinventing the corner seat. Corner shapes define space and create rooms within rooms; straight benches offer open seating. An inviting destination with a statement of intent: meet. The Together bench makes itself at home in every setting.

## OPTIONS

- Corner benches in a range of configurations
- Straight benches with and without back



## Topo by Coalesse



## FEATURES

- Appropriately scaled for meeting tables or to fit within workstations
- Ideal blend of function and visual appeal

## OPTIONS

- Optional contrasting fabrics
- Available with glides or casters



## Umami by Steelcase

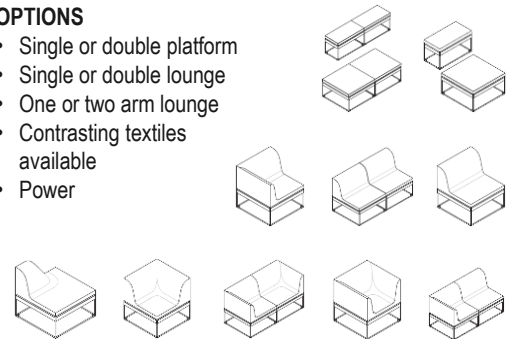


## FEATURES

Flexible, modular design, can be used to create spaces that are unique to organizations and individuals. Multiple materials are used to promote variation and encourage creativity and self-expression. Integrated power, tables, and screens support the ability to perform in an open environment or in solitude.

## OPTIONS

- Single or double platform
- Single or double lounge
- One or two arm lounge
- Contrasting textiles available
- Power



## Visalia by Coalesse

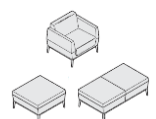


## FEATURES

- Top-stitched upper and lower facets can be upholstered in one material or two, for an attractive contrasting effect
- Can be grouped to promote collaboration or loosely arranged for relaxed reflection in offices or lobbies
- level™ 1 certified

## OPTIONS

- One, two, or three-seat lounge
- Contrast fabric or leather options
- Painted cast metal base in 9 colors



## SEATING: Lobby, Public and Waiting

## LOUNGE CHAIRS (CHLO)

## Away from the Desk by Orangebox

**FEATURES**

Away from the desk is a soft upholstery system catered to the needs of our rapidly changing workplace. As we migrate away from the fixed desk to a shared workplace, there is a need to facilitate both concentrated personal work and collaborative team work. Away from the desk seamlessly integrates individual spaces with larger, more collaborative working configurations.

**OPTIONS**

- Comprised of 70+ components that can be endlessly configured.
- High back options provide refined acoustic and visual privacy.
- And offers an upright, ergonomically controlled seating position more reflective of a task seat posture.
- Large and small work surfaces can be specified within the system.
- Integrated power, data and monitors are available for added performance.

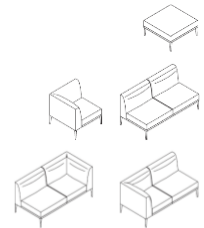
## Mesa by West Elm

**FEATURES**

- With its modern form and tapered legs, the West Elm Work Mesa Sectional adds style to any workspace.
- Modular pieces can easily create common areas of any size.


**OPTIONS**

- Corner Lounge
- Left or Right Arm Lounge
- Ottoman
- Armless Sofa



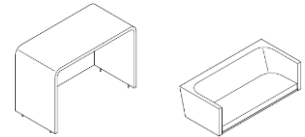
## SOFAS AND LOVESEATS (SOFA)

### Bivi rumble seat with hoodie by Turnstone



#### FEATURES

- Casual comfort at lounge height
- 3 widths available: 36", 48" and 60"
- Fully upholstered seat
- Painted steel Freestanding Legs
- 48" and 60" sizes can be attached to Bivi frame in place of a Table Top
- Hoodie accessory compatible with 60" Rumble Seat with Freestanding Legs.
- Freestanding Rumble Seats ship fully assembled
- Bivi frame mounted Rumble Seats ship ready to assemble



### Bix by Coalesse

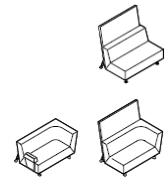


#### FEATURES

- Lounge-based work settings that host teams technology in comfort
- Refined system of seating and tables that includes convenient connections to power, voice and data
- Lounge legs feature an adjustable glide
- Back screens feature hidden zipper detail

#### OPTIONS

- Contrasting textiles
- Power/Voice/Data

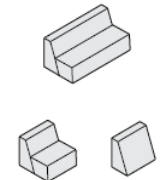


### Campfire Big Lounge by Turnstone



#### FEATURES

- As comfortable as the couch in your living room
- Perfect for lounging on with your laptop for a while, or invite the team over and have an informal meeting
- Brings people together and signals to your visitors that they are welcome to stay a while
- Lounge without arms with clean lines and details; works great when wrapped with Campfire Screens for privacy



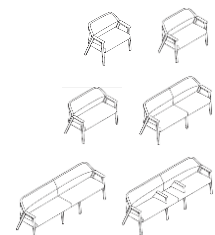
### Embold guest seating by Steelcase



The Embold Collection of seating and tables from Steelcase Health helps organizations create a welcoming, comfortable waiting environment.

Embold's graceful design and variety of seat sizes work in many environments and support many types of people and waiting scenarios.

A wide range of materiality encourages creativity and brand expression. Durable and easily cleanable, Embold seating offers the best of style and function for hardworking healthcare environments.



## SEATING: Lobby, Public and Waiting

## SOFAS AND LOVESEATS (SOFA)

### Jenny by Turnstone



#### FEATURES

- Wide range of aesthetic choices creates a solution for any space
- With or without arms or ottomans, the lounge can configure as a chair, loveseat or couch with as many sections as you wish
- Black legs

#### OPTIONS

Casters, brushed aluminum or wood legs, tablet arm, and multiple fabrics and leather



### Millbrae by Coalesse



#### FEATURES

- The refined horizontal steel base forms a simple modernist foundation for paneled, quilted cushions that allude to classic tufted upholstery
- Two-, three-, or four-seat lounge

#### OPTIONS

- Arm, armless, and single-arm options
- Brushed nickel or powdercoat painted base in a variety of colors
- Coordinating bolsters available
- Benches in 4 different sizes
- Ganging hardware available to create long runs of lounge seating



### Mitra by Steelcase Health

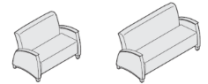


#### FEATURES

- Wood frame with steam-bent curves
- Structural inner steel frame
- Active webbed seat suspension
- Clean-out space between seat and back
- Wood or plastisol arm caps
- Field-replaceable covers and components

#### OPTIONS

- Bariatric
- Freestanding tables
- Contrasting fabrics
- Moisture barrier





## SOFAS AND LOVESEATS (SOFA)

### Outlook Sequoia by Steelcase Health

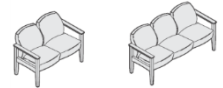


#### FEATURES

- Steel to steel connectors and a seat frame constructed with steel front and back cross bars
- Generous clean out space between the seat and back for cleaning
- Active webbed seat suspension provides added comfort through even weight distribution
- All components are field replaceable

#### OPTIONS

- Bariatric
- Freestanding tables
- Contrasting fabrics
- Moisture barrier



### Passerelle by Coalesse



#### FEATURES

- A lounge, loveseat and sofa, and coordinating ottomans are complemented by a bench collection with tufted upholstery
- Ottomans in three sizes
- Tufted benches in three sizes
- Bolster pillow with optional attachment straps available
- Solid wood legs

#### OPTIONS

- Pillow(s) add to comfort
- Custom wood finishes



### Sidewalk by Coalesse

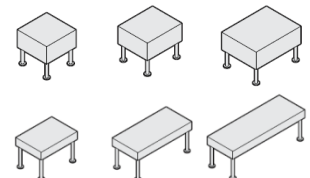


#### FEATURES

- Versatile seating with "Go glide" cast silver powder coated body with nonadjustable polyethylene glide
- Frames utilize unibody construction with finger-jointed plywood
- Double-needle top-stitch seams

#### OPTIONS

- COM and COL



### Swathmore by Coalesse



#### FEATURES

- Solid maple legs with metal glides
- Pivoting laminate worksurface tablet standard on mobile models
- Black steel push handle

#### OPTIONS

- Available in 27 standard wood finishes
- Dual black wheel casters
- Optional wood arm caps
- Optional contrasting textiles



## SOFAS AND LOVESEATS (SOFA)

### Thoughtful by Coalesse



#### FEATURES

- Maple or walnut legs
- Double needle stitching

#### OPTIONS

- Maple legs can be ordered in 27 standard finishes
- Walnut legs are available in two standard finishes
- Contrasting welt and textiles



### Switch by Coalesse



#### FEATURES

- Two- and three-seat models available
- Two-seat model with extensions up to 96" wide
- Loose cushions
- Satin steel leg finish

#### OPTIONS

- Cushion attachments
- Arm bolsters
- Contrasting textiles
- Attachment straps



### Umami by Steelcase

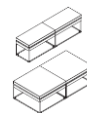


#### FEATURES

Flexible, modular design, can be used to create spaces that are unique to organizations and individuals. Multiple materials are used to promote variation and encourage creativity and self-expression. Integrated power, tables, and screens support the ability to perform in an open environment or in solitude.

#### OPTIONS

- Single or double platform
- Single or double lounge
- One or two arm lounge
- Contrasting textiles available
- Power



## METAL-FRAMED GANGED UNITS (CHWM)

### Aspekt by Steelcase Health



#### FEATURES

- Oval steel frames are strong, yet lightweight
- Convex and concave back styles can be combined to create a unique, soothing wave-like profile
- Arm caps overhang the legs providing an easy-to-grip edge to assist in exiting the chair
- All models incorporate a generous clean out space between the seat and back for easy cleaning
- Components are field replaceable

#### OPTIONS

- Bariatric version available
- Freestanding tables
- Plastisol or solid maple arm caps available
- Moisture barrier
- Wall-saver model



Single-Seat Tandem Chair



Two-Seat Tandem Chair



Three-Seat Tandem Chair



In-line Table



Left-Hand End Table



Right-Hand End Table



Corner Table



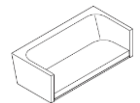
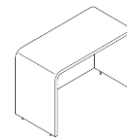
90° Table

### Bivi rumble seat with hoodie by Turnstone



#### FEATURES

- Casual comfort at lounge height
- 3 widths available: 36", 48" and 60"
- Fully upholstered seat
- Painted steel Freestanding Legs
- 48" and 60" sizes can be attached to Bivi frame in place of a Table Top
- Hoodie accessory compatible with 60" Rumble Seat with Freestanding Legs.
- Freestanding Rumble Seats ship fully assembled
- Bivi frame mounted Rumble Seats ship ready to assemble



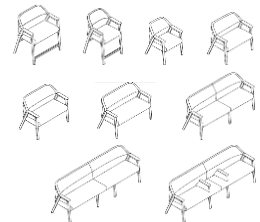
### Embold guest seating by Steelcase



The Embold Collection of seating and tables from Steelcase Health helps organizations create a welcoming, comfortable waiting environment.

Embold's graceful design and variety of seat sizes work in many environments and support many types of people and waiting scenarios.

A wide range of materiality encourages creativity and brand expression. Durable and easily cleanable, Embold seating offers the best of style and function for hardworking healthcare environments.



### Neighbor by Steelcase Health



#### FEATURES

- Structural steel frame
- Straight or wraparound back style
- Clean-out space between seat and back
- Single units with upholstered or wood arm caps
- Field-replaceable covers and components

#### OPTIONS

- Bench
- Ottoman
- Two-tier tables
- Magazine rack
- Contrasting fabrics
- Moisture barrier



Armless Seating Units with Tables



Seating Units with Upholstered Arms



Wrap-Back Seating Units



Armless Seating Units



Benches



Corner Ganging Units

## METAL-FRAMED GANGED UNITS (CHWM)

### Outlook Jarrah by Steelcase Health



#### FEATURES

- Steel-to-steel connectors and a seat frame constructed with steel front and back cross bars
- Generous clean out space between the seat and back for easy cleaning
- Active webbed seat suspension provides added comfort through even weight distribution
- All components are field replaceable

#### OPTIONS

- Bariatric
- Freestanding tables
- Contrasting fabrics
- Moisture barrier



In-line Interconnecting Table



Interconnecting End Table



Interconnecting Corner Table



Single-Seater Chair



Two-Seater Chair



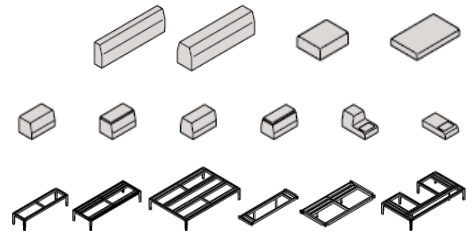
Three-Seater Chair

### Regard by Steelcase Health



#### FEATURES

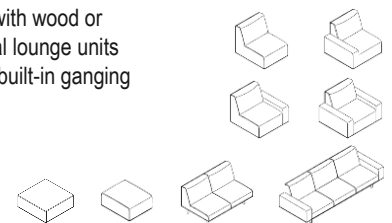
- Cast legs and a patented metal frame provide strong and durable support in all seating positions
- The modularity of Regard allows for re-configurability and offers easy replacement of parts
- Connecting to technology is quick and easy with integrated outlets on multiple surfaces
- Screens and cabinets offer private settings that serve to divide space
- Components are field replaceable



### Sistema lounge system by Steelcase



Sistema is a lounge system with components available in three different backrest heights and two aesthetic choices. The lounge is supported on a frame with wood or metal leg choices that supports endless straight configurations. Individual lounge units provide a more residential aesthetic, with seats reaching the floor and a built-in ganging feature.





## METAL-FRAMED GANGED UNITS (CHWM)

### Umami by Steelcase



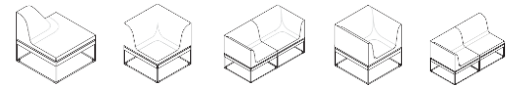
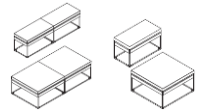
#### FEATURES

Flexible, modular design, can be used to create spaces that are unique to organizations and individuals. Multiple materials are used to promote variation and encourage creativity and self-expression. Integrated power, tables, and screens support the ability to perform in an open environment or in solitude.



#### OPTIONS

- Single or double platform
- Single or double lounge
- One or two arm lounge
- Contrasting textiles available
- Power



## WOOD-FRAMED GANGED UNITS (CHWW)

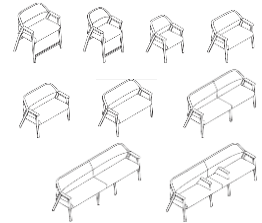
### Embold guest seating by Steelcase



The Embold Collection of seating and tables from Steelcase Health helps organizations create a welcoming, comfortable waiting environment.

Embold's graceful design and variety of seat sizes work in many environments and support many types of people and waiting scenarios.

A wide range of materiality encourages creativity and brand expression. Durable and easily cleanable, Embold seating offers the best of style and function for hardworking healthcare environments.



### Mitra by Steelcase Health



#### FEATURES

- Wood frame with steam-bent curves
- Structural inner steel frame
- Active webbed seat suspension
- Clean-out space between seat and back
- Wood or plastisol arm caps
- Field-replaceable covers and components

#### OPTIONS

- Bariatric
- Freestanding tables
- Contrasting fabrics
- Moisture barrier



### Outlook (Jarrah and Sequoia) by Steelcase Health



#### FEATURES

- Steel to steel connectors and a seat frame constructed with steel front and back cross bars
- Generous clean out space between the seat and back for easy cleaning
- Active webbed seat suspension provides added comfort through even weight distribution
- All components are field replaceable

#### OPTIONS

- Bariatric
- Freestanding tables
- Contrasting fabrics
- Moisture barrier



## MODULAR LOUNGE SYSTEMS (CHWS)

## Await by Coalesse

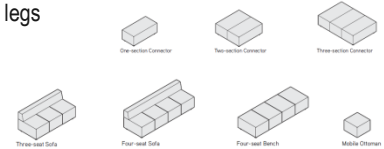


## FEATURES

- Multiple densities of polyurethane foam
- Top and double-needle stitching on seams
- Standard with black high-density polyurethane resin legs with glides

## OPTIONS

- Contrasting textiles
- Floor mount legs

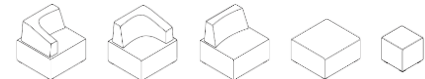


## B-Free by Steelcase



## FEATURES

- Screens are made of knit material and are available in small and large sizes with left or right applications
- Occasional tables are available in coffee and corner configurations
- Top block is available on large cube with either a straight application or a corner left or right application
- Large cubes can be standalone units or ganged together with other large cube units
- Small cube can be used as a seat or an ottoman

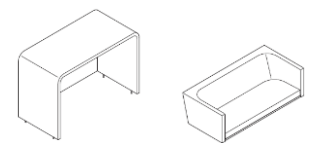


## Bivi rumble seat with hoodie by Turnstone



## FEATURES

- Casual comfort at lounge height
- 3 widths available: 36", 48" and 60"
- Fully upholstered seat
- Painted steel Freestanding Legs
- 48" and 60" sizes can be attached to Bivi frame in place of a Table Top
- Hoodie accessory compatible with 60" Rumble Seat with Freestanding Legs.
- Freestanding Rumble Seats ship fully assembled
- Bivi frame mounted Rumble Seats ship ready to assemble



## Bix by Coalesse

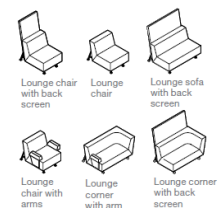


## FEATURES

- Lounge-based work settings that host teams technology in comfort
- Refined system of seating and tables that includes convenient connections to power, voice and data
- Lounge legs feature an adjustable glide
- Back screens feature hidden zipper detail

## OPTIONS

- Contrasting textiles
- Power/Voice/Data

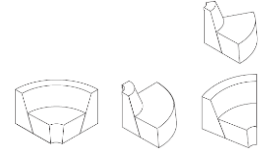


## MODULAR LOUNGE SYSTEMS (CHWS)

### Campfire curved section additions by Turnstone



New lounge corners and upholstery options to the Campfire product line. These new 60- and 90-degree corners pair with the existing Big and Half Lounge to allow for even more choice in lounge applications. And the new waterfall upholstery option gives the lounge pieces fresh and amazing visuals. From islands to half-round hub configurations, there are dozens of possibilities now.



### Circa by Coalesse



#### FEATURES

- Encourages freedom of configuration and flexibility of design with elements that lend themselves to great functionality
- Modular lounge seating
- Fine stitching detail
- Expressive wood grains

#### OPTIONS

- Standard wood legs available in walnut or maple
- 12 options for powdercoat metal legs available
- Optional contrasting textiles



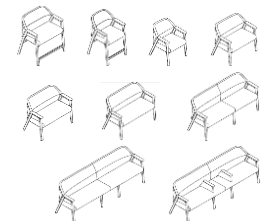
### Embold guest seating by Steelcase



The Embold Collection of seating and tables from Steelcase Health helps organizations create a welcoming, comfortable waiting environment.

Embold's graceful design and variety of seat sizes work in many environments and support many types of people and waiting scenarios.

A wide range of materiality encourages creativity and brand expression. Durable and easily cleanable, Embold seating offers the best of style and function for hardworking healthcare environments.



### Lagunitas by Coalesse

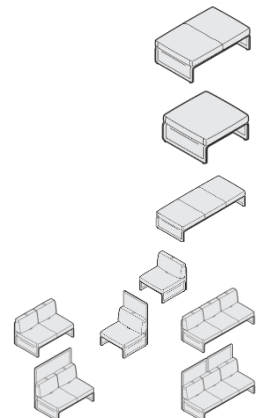


#### FEATURES

Lagunitas adapts to changing workstyles and shifting work postures. A comprehensive seating and table collection, Lagunitas creates a "third place" anywhere while offering multi-modal support and varying degrees of privacy through high and low panels. The unique articulating back cushion allows for toggling between lean forward and lean back postures

#### OPTIONS

- 1, 2 or 3 seaters
- Articulating back cushion
- Low or high panels
- Seating and table offer power options
- Tables compatible with PowerPod
- Storage area underneath seat
- Work table, personal table and occasional table in varying sizes and heights



## MODULAR LOUNGE SYSTEMS (CHWS)

## Neighbor by Steelcase Health



## FEATURES

- Structural steel frame
- Straight or wraparound back style
- Clean-out space between seat and back
- Single units with upholstered or wood arm caps
- Field-replaceable covers and components

## OPTIONS

- Bench
- Ottoman
- Two-tier tables
- Magazine rack
- Contrasting fabrics
- Moisture barrier



Armless Seating Units with Tables



Seating Units with Upholstered Arms



Wrap-Back Seating Units



Armless Seating Units



Benches



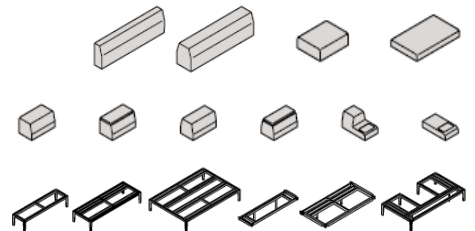
Corner Ganging Units

## Regard by Steelcase Health



## FEATURES

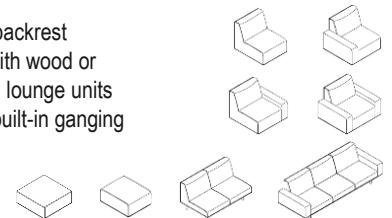
- Cast legs and a patented metal frame provide strong and durable support in all seating positions
- The modularity of Regard allows for re-configurability and offers easy replacement of parts
- Connecting to technology is quick and easy with integrated outlets on multiple surfaces
- Screens and cabinets offer private settings that serve to divide space
- Components are field replaceable.



## Sistema lounge system by Steelcase



Sistema is a lounge system with components available in three different backrest heights and two aesthetic choices. The lounge is supported on a frame with wood or metal leg choices that supports endless straight configurations. Individual lounge units provide a more residential aesthetic, with seats reaching the floor and a built-in ganging feature.





## MODULAR LOUNGE SYSTEMS (CHWS)

### Umami by Steelcase



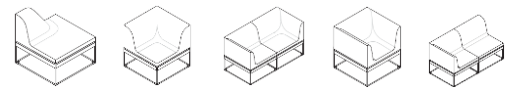
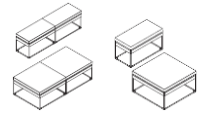
#### FEATURES

Flexible, modular design, can be used to create spaces that are unique to organizations and individuals. Multiple materials are used to promote variation and encourage creativity and self-expression. Integrated power, tables, and screens support the ability to perform in an open environment or in solitude.



#### OPTIONS

- Single or double platform
- Single or double lounge
- One or two arm lounge
- Contrasting textiles available
- Power



## BENCHES &amp; OTTOMANS (BENC &amp; OTTO)

## Alight by Turnstone

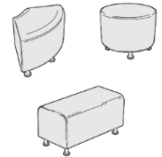


## FEATURES

- Light-scale lounge pieces designed for impromptu and collaborative spaces
- Perfect for reception, lounge, and teaming areas,
- Fully upholstered
- Brushed aluminum legs
- Available in Bench, Corner, and Round Shapes

## OPTIONS

- Ganging kit
- Wood legs



## Aspekt by Steelcase Health



## FEATURES

- Oval steel frames are strong, yet lightweight
- Active webbed seat suspension delivers long-term comfort through even weight distribution
- Components are field replaceable

## OPTIONS

- Freestanding tables
- Moisture barrier



Bench

## Await by Coalesse



## FEATURES

- Multiple densities of polyurethane foam
- Fixed seat and back
- Top and double-needle stitching on seams
- Standard with black high-density polyurethane resin legs with glides

## OPTIONS

- Contrasting textiles
- Floor mount legs



One-section Connector



Two-section Connector



Three-section Connector

## B-Free benches by Steelcase



The B-Free collection is a full range of furniture including modular lounges, knit screens, and occasional tables aimed to design flexible, easily reconfigurable casual and convenient settings where teams can collaborate. Its modular design creates settings that support the individual and group work. B-Free beam bench and standing-height work table promote creativity and collaboration.



## Circa by Coalesse



## FEATURES

- Encourages freedom of configuration and flexibility of design with elements that lend themselves to great functionality
- Modular lounge seating
- Fine stitching detail
- Expressive wood grains

## OPTIONS

- Standard wood legs available in walnut or maple
- 12 options for powdercoat metal legs available
- Optional contrasting textiles



Straight Bench



Round Ottoman



**SEATING:** Lobby, Public and Waiting**BENCHES & OTTOMANS (BENC & OTTO)****Coupe by Coalesse****FEATURES**

- Versatile lounge seating that is adaptable to multiple environments and spatial needs
- Standard solid beech legs
- Crisp lines and top-stitch upholstery seams
- Environmentally Friendly, with PBDE-free foam and plywood tab construction

**OPTIONS**

- Casters
- Tablet arm
- Wood panels
- Additional leg finishes available



Ottoman

**Davos by Coalesse****FEATURES**

- Fully upholstered on all sides
- Underside is always leather
- Upper leather and upholstery and underside leather are specified separately to allow matching top and bottom or different top and bottom for a unique appearance

**OPTIONS**

- Fabric and leather
- Nine colors of Eco Leather for the underside



Large Bench



Medium Bench



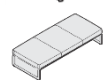
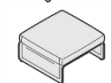
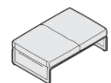
Small Bench

**Lagunitas by Coalesse****FEATURES**

Lagunitas adapts to changing workstyles and shifting work postures. A comprehensive lounge collection, Lagunitas creates a "third place" anywhere while offering multi-modal support and varying degrees of privacy through high and low panels. The unique articulating back cushion allows for toggling between lean forward and lean back postures

**OPTIONS**

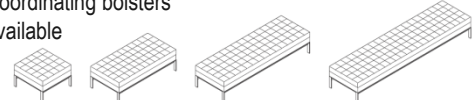
- 1, 2 or 3 seaters
- Seating and table offer power options
- Tables compatible with PowerPod
- Storage area underneath seat
- Work table, personal table and occasional table in varying sizes and heights

**Millbrae by Coalesse****FEATURES**

- The refined horizontal steel base forms a simple modernist foundation for paneled, quilted cushions that allude to classic tufted upholstery
- Two-, three-, or four-seat lounge

**OPTIONS**

- Arm, armless, and single-arm options
- Brushed nickel or powdercoat painted base in a variety of colors
- Coordinating bolsters available



## BENCHES & OTTOMANS (BENC & OTTO)

### Neighbor by Steelcase Health

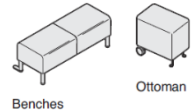


#### FEATURES

- Structural steel frame
- Straight or wraparound back style
- Clean-out space between seat and back
- Single units with upholstered or wood arm caps
- Field-replaceable covers and components

#### OPTIONS

- Bench
- Ottoman
- Two-tier tables
- Magazine rack
- Contrasting fabrics
- Moisture barrier



### Passerelle by Coalesse

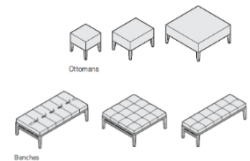


#### FEATURES

- A lounge, loveseat and sofa, and coordinating ottomans are complemented by a bench collection with tufted upholstery
- Ottomans in three sizes
- Tufted benches in three sizes
- Solid wood legs

#### OPTIONS

- Contrasting textiles and welt available
- Custom wood finishes



### Ripple by Coalesse



#### FEATURES

- A twist on the classic bench to add playful variation to the waiting area
- Soft edges for a friendly feel
- Height-adjustable leveling glides with stainless steel finish

#### OPTIONS

- Wave and flat seat models
- Contrasting fabrics
- Two size options



### Sidewalk by Coalesse

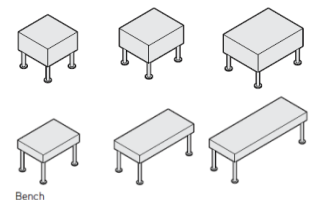


#### FEATURES

- Versatile seating with "Go glide" cast silver powder coated body with nonadjustable polyethylene glide
- Frames utilize unibody construction with finger-jointed plywood
- Double-needle top-stitch seams

#### OPTIONS

- COM and COL



### SW\_1 by Coalesse



#### FEATURES

- SW\_1 lounge is a lounge hybrid that creates a more intimate and comfortable environment
- Easy gliding feet
- Recycled/recyclable cast aluminum legs
- Cushions can be re-upholstered

#### OPTIONS

- COM or COL



## SEATING: Lobby, Public and Waiting

**BENCHES & OTTOMANS (BENC & OTTO)****Thoughtful by Coalesse****FEATURES**

- Maple or walnut legs
- Double needle stitching

**OPTIONS**

- Maple legs can be ordered in 27 standard finishes
- Walnut legs are available in two standard finishes
- Contrasting welt and textiles



Ottoman

**Topo by Coalesse****FEATURES**

- Appropriately scaled for meeting tables or to fit within workstations
- Ideal blend of function and visual appeal

**OPTIONS**

- Optional contrasting fabrics
- Available with glides or casters



Lounge Jr.



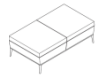
Mobile Lounge Jr.

**Visalia by Coalesse****FEATURES**

- Top-stitched upper and lower facets can be upholstered in one material or two, for an attractive contrasting effect.
- Can be grouped to promote collaboration or loosely arranged for relaxed reflection in offices or lobbies

**OPTIONS**

- One, two, or three-seat lounge
- Contrast fabric or leather options
- Painted cast metal base in 9 colors





## SEATING: Guest (Inpatient) Rooms and Therapeutic Seating

Please see Kaiser Permanente Design Criteria Chapter 12 on Infozone, for additional information on furniture requirements and recommendations



## PATIENT LOUNGE CHAIRS (CHPL)

### Aspekt by Steelcase Health



#### FEATURES

- Oval steel frames are strong, yet lightweight
- Active webbed seat suspension delivers long-term comfort through even weight distribution
- Arm caps overhang the legs providing an easy-to-grip edge to assist in exiting the chair
- Clean out space between the seat and back for easy cleaning
- Components are field replaceable

#### OPTIONS

- Freestanding tables
- Plastisol or solid maple arm caps available
- Moisture barrier



### Cura by Steelcase Health



#### FEATURES

- CuraNet integrated suspension system provides outstanding support and breathable comfort
- Frame is constructed with steel tubing and steel rods for structural integrity
- Upholstered seat is also reversible in the field to provide a refurbished look without purchasing new components
- Components are field replaceable

#### OPTIONS

- Multiple frame styles, back heights, seat widths
- Moisture barrier



Four-Leg Base Chair

Sled-Base Chair



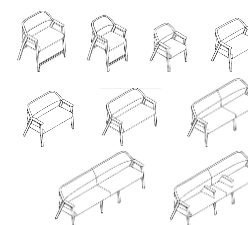
### Embold guest seating by Steelcase



The Embold Collection of seating and tables from Steelcase Health helps organizations create a welcoming, comfortable waiting environment.

Embold's graceful design and variety of seat sizes work in many environments and support many types of people and waiting scenarios.

A wide range of materiality encourages creativity and brand expression. Durable and easily cleanable, Embold seating offers the best of style and function for hardworking healthcare environments.



### Mitra by Steelcase Health



#### FEATURES

- Wood frame with steam-bent curves
- Structural inner steel frame
- Active webbed seat suspension
- Clean-out space between seat and back
- Wood or plastisol arm caps
- Field-replaceable covers and components

#### OPTIONS

- Freestanding tables
- Contrasting fabrics
- Moisture barrier



## PATIENT LOUNGE CHAIRS (CHPL)

### Outlook (Jarrah and Sequoia) by Steelcase Health



#### FEATURES

- Steel to steel connectors and a seat frame constructed with steel front and back cross bars
- Generous clean out space between the seat and back for cleaning
- Active webbed seat suspension provides added comfort through even weight distribution
- All components are field replaceable

#### OPTIONS

- Bariatric
- Freestanding tables
- Contrasting fabrics
- Moisture barrier



## RECLINERS (CHRC)

### Empath by Steelcase Health

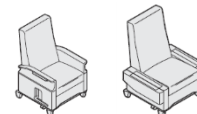


#### FEATURES

- The thoughtful design of Empath considers both the patient and caregiver, and helps to provide a safer, easier transfer process
- Central lock (dual-sided)
- Back recline paddles (dual-sided)
- Molded urethane upper arms
- Casters
- Footrest scallop
- Bumpers

#### OPTIONS

- Dual flip-down arms\*
- Trendelenburg (dual-sided)
- Adjustable headrest
- Push bar
- Pull-out footrest
- Heat and massage
- IV pole and holder
- Drainage bag holder



### Empath (with upholstered arms) by Steelcase Health

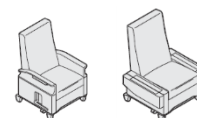


#### FEATURES

- The thoughtful design of Empath considers both the patient and caregiver, and helps to provide a safer, easier transfer process
- Central lock (dual-sided)
- Back recline paddles (dual-sided)
- Molded urethane upper arms
- Casters
- Footrest scallop
- Bumpers

#### OPTIONS

- Dual flip-down arms\*
- Trendelenburg (dual-sided)
- Adjustable headrest
- Push bar
- Pull-out footrest
- Heat and massage
- IV pole and holder
- Drainage bag holder
- Upholstered arms



### Mineral by Steelcase Health

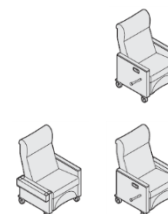


#### FEATURES

- Frame is constructed of welded steel to tackle 24/7 use
- Back has infinite stops down to a full flat recline position
- Scaloped footrest for easier access
- Maple arm caps

#### OPTIONS

- Optional flip-down arms
- Moisture barrier
- Contrasting fabrics
- Push bar
- Pull-out footrest
- Heat and massage
- IV pole and holder
- Drainage bag holder



### Mitra by Steelcase Health



#### FEATURES

- Designed to correspond with the curved styling of Mitra line
- Back reclines down to a full flat recline position.
- Maple arm caps

#### OPTIONS

- Moisture barrier
- Plastisol arm caps
- Contrasting fabrics
- Push bar
- Pull-out footrest
- Heat and massage
- IV pole and holder
- Drainage bag holder



**GLIDERS (CHGL)****Outlook Sequoia by Steelcase Health****FEATURES**

- Steel to steel connectors and a seat frame constructed with steel front and back cross bars
- Generous clean out space between the seat and back for cleaning
- Active webbed seat suspension provides added comfort through even weight distribution
- All components are field replaceable

**OPTIONS**

- Bariatric
- Freestanding tables
- Contrasting fabrics
- Moisture barrier





## DAYBED SOFAS & PULL-OUT CHAIR BEDS (SOFA & CHBE)

### Mitra by Steelcase Health



#### FEATURES

- Available in a single-seat model and corresponds to the curved styling of the Mitra arm chair
- Wood or plastisol arm caps
- Casters are standard
- Field-replaceable covers and components

#### OPTIONS

- Freestanding tables
- Contrasting fabrics
- Moisture barrier

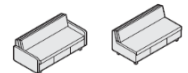


### Sieste by Steelcase Health



#### FEATURES

- 3 standard lengths and can be customized for space limitations
- Sleeper offers different surfaces for sleeping and sitting – with no mechanisms to break
- Frame constructed from durable hardwoods with reinforced steel seat.
- Zippers and Velcro® closures allow the covers and components to be field replaceable.
- Standard center storage drawer for bedding



### Surround by Steelcase Health

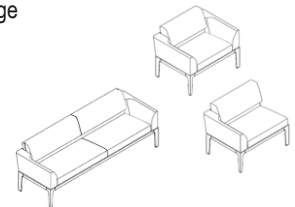


#### FEATURES

- Upholstered seat, back, outer back and arms
- Low arm and high-recline arm
- Glides with 1-1/2" adjustment range
- Structural outer back extends 3-1/2" behind the frame as its outermost point
- Back includes an upholstered structural outer back and upholstered back
- Available widths: 44" to 104"

#### OPTIONS

- Mobile table and storage are available
- Casters
- Various arm positions available
- Power
- Light



### X-Tenz by Steelcase Health

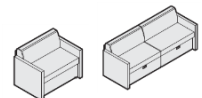


#### FEATURES

- Features a contemporary design and are available in single and double sleeper
- Upholstered arm caps
- Storage compartment for bedding
- Field-replaceable covers and components

#### OPTIONS

- Plastisol or maple arm caps
- Contrasting fabrics
- Moisture barrier



## SEATING: Task, Technical, Conference, Executive and Side

Please see Kaiser Permanente Design Criteria Chapter 12 on Infozone, for additional information on furniture requirements and recommendations



## ERGONOMIC TASK CHAIRS & STOOLS (CHTK & STHI)

### Amia by Steelcase



#### FEATURES

- Live Lumbar™ system of flexors to fit spine
- Flexible seat edge that relieves pressure on legs
- Adjustable seat depth
- Adjustable back tension
- Back lock
- Four-way adjustable arms

#### OPTIONS

- Platinum and black finish colors
- Sewn cushion
- Polished aluminum base
- Standard upholstery and 3D knit back
- Height-adjustable arms or armless



### Amia Air by Steelcase



Amia Air gives ergonomics a lift, with an inspired geometric surface that delivers integrated LiveBack™ technology in a fresh new way. The unique geometry allows the backrest to flex in ways that no other polypropylene back can accomplish. With more transparency and enhanced breathability, this new take on Amia offers more visual and price choice while still delivering the comfort and performance that customers love. Amia Air expands the range of aesthetics with 19 colors of polypropylene and 3D Micro knit. Customers can mix and match to create custom back combinations.



### Crew by Turnstone



#### FEATURES

- All-day comfort and performance with intuitive controls
- Synchro-tilt mechanism
- Back height adjustment
- Upright back lock and tilt tension
- Plastic outer back
- Black arms and base

#### OPTIONS

- Adjustable seat depth
- Multiple Arm options
- Upholstered outer back
- Platinum arms and base



### Criterion by Steelcase



#### FEATURES

- Soft curves provide all-day comfort
- Variable back stop
- Adjustable back tension
- Seat angle adjustment
- Pneumatic seat height
- Adjustable back height
- Adjustable seat depth

#### OPTIONS

- Available in sewn vinyl upholstery
- Fully adjustable arms with several options



## ERGONOMIC TASK CHAIRS & STOOLS (CHTK & STHI)

### Gesture by Steelcase



#### FEATURES

- Gesture is a new sitting experience designed for the interface between user and technology,
- Variable back stop with four positions
- Back tension requires only 3-1/2 complete turns and accommodates a broader range of users
- Seat depth adjusts 2.75"
- Arm depth can retract 2.325"
- Soft arm caps independently pivot 15° inward and 15° outward

#### OPTIONS

- Wrapped upper back upholstery design is available
- 3.75" low-range pneumatic seat-height adjustment and a 5.5" high-range pneumatic seat-height adjustment are available
- Polished aluminum base
- Adjustable Lumbar support
- Height-adjustable arms or armless



### Leap by Steelcase



#### FEATURES

- Natural Glide System™ allows user to recline and stay oriented to work
- Live Back™ changes shape to mimic user's spinal motion
- Upper and lower back controls
- Adjustable lumbar support
- Five-position back stop
- Labeled controls
- Pneumatic seat height
- Adjustable seat depth

#### OPTIONS

- Platinum, black and midnight finish colors
- Offered with or without arms
- Standard upholstery and 3D knit back
- Height-, width-, pivot- and depth-adjustable



### Reply by Steelcase



#### FEATURES

- Seat height adjusts pneumatically
- Seat depth adjusts
- Lumbar height adjusts
- Multiple position back lock
- Back height adjusts
- Back tension adjusts
- Height-, pivot-, and depth-adjustable arms
- Arm height adjusts
- Arms pivot
- Arm depth adjusts

#### OPTIONS

- Available in sewn upholstery
- Mesh back on swivel-base models
- Upholstered back on swivel-base models



### Series 1 by Steelcase



#### FEATURES

- Seat height adjusts pneumatically
- Seat depth adjusts
- Seat angle adjusts
- Lumbar height adjusts
- Height-, width-, pivot-, and depth-adjustable arms
- Comfort dial back controls
- Advanced swivel tilt

#### OPTIONS

- 3D Microknit
- Stool version available
- COM
- Headrest available
- Hanger available



ERGONOMIC TASK CHAIRS & STOOLS (CHTK & STHI)

Series 2 by Steelcase



FEATURES

- 5" pneumatic seat-height adjustment
- Rectilinear independent height-, width-, pivot-, and depth-adjustable arms and soft arm caps
- 2-1/2" seat depth adjustment
- Air back with integrated Air LiveBack technology
- 2-1/2"-diameter, hard-composition, dual-wheel casters
- Adjustable lumbar



OPTIONS

- Upholstered, microknit, or quilted back
- Headrest
- 3 colors for frame or polished aluminum
- Coat hanger
- Height-only adjustable arms
- Armless
- Glides
- 3-1/4" low-range pneumatic adjustment or 4-3/4" high-range pneumatic adjustment



Think by Steelcase



FEATURES

- Adjustable lumbar support
- Pneumatic seat height
- Adjustable seat depth
- Flexible seat edge relieves pressure on back of legs
- Up to 99% recyclable
- Easily disassembles for recycling



OPTIONS

- Fixed arms and without arms
- Adjustable headrest
- Polished aluminum base
- Standard upholstery and 3D knit back





## TECHNICAL TASK CHAIRS & STOOLS (CHTT & STHI)

### Cachet by Steelcase



#### FEATURES

- Balanced action rocker mechanism allows the chair to respond to the user's movements
- Slotted seat and back absorb and evenly distribute body weight

NOTE: FR Free only applies to non-upholstered models

#### OPTIONS

- Stacks five-high on floor; 20-high on dolly
- Soft casters
- Storage dolly
- Upholstered package for seat or seat and back
- Ganging and alignment device



### SILQ by Steelcase



#### FEATURES

- Seat height adjusts 4-5/8" with a pneumatic adjustment mechanism
- Fixed arms
- Five arm base
- Upholstered on seat
- Casters

#### OPTIONS

- Armless
- Polished aluminum arms and base
- Glides



## EXECUTIVE TASK CHAIRS (CHEE)

### Chord by Coalesse



#### FEATURES

- Conference, mid-back, or high-back
- Standard tilt swivel, tilt tension, pneumatic height adjustment
- Standard 5-star black resin base
- Slim and pillowback versions
- Seams are double needle stitched with seam binding for extended durability

#### OPTIONS

- Polished aluminum base optional



### Gesture by Steelcase



#### FEATURES

- Gesture is a new sitting experience designed for the interface between user and technology
- Variable back stop with four positions
- Back tension requires only 3-1/2 complete turns and accommodates a broader range of users
- Seat depth adjusts 2.75"
- Arm depth can retract 2.325"
- Soft arm caps independently pivot 15° inward and 15° outward

#### OPTIONS

- Wrapped upper back upholstery design is available
- 3.75" low-range pneumatic seat-height adjustment and a 5.5" high-range pneumatic seat-height adjustment are available
- Polished aluminum base
- Adjustable Lumbar support
- Height-adjustable arms or armless



### Leap by Steelcase



#### FEATURES

- Natural Glide System™ allows user to recline and stay oriented to work
- LiveBack™ changes shape to mimic user's spinal motion
- Upper and lower back controls
- Adjustable lumbar support
- Five-position back stop
- Labeled controls
- Pneumatic seat height
- Adjustable seat depth

#### OPTIONS

- Platinum, black and midnight finish colors
- Offered with or without arms
- Standard upholstery and 3D knit back
- Height-, width-, pivot- and depth-adjustable



## EXECUTIVE TASK CHAIRS (CHEE)

## Massaud by Coalesse



## FEATURES

- Mid back or low back conference chair
- Fully upholstered or polished aluminum loop arm

## OPTIONS

- Tailored or duvet upholstery
- 4 star base option on low back models
- Contrasting textiles



## Siento by Steelcase

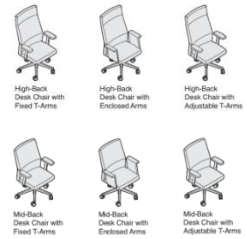


## FEATURES

- LiveBack™ technology flexes with you as you move and recline in the chair, for full support
- Flexible seat edge, relieves pressure on the back of the legs as you recline or lean forward
- Upright back lock

## OPTIONS

- High-back and Mid-back available
- T-arms and enclosed arms
- Optional headrest cushion
- Base and arms available in polished aluminum, platinum, and black



## SW\_1 by Coalesse



## FEATURES

- Seat and upper back textile or leather
- Lower knit back
- Matte polished aluminum base
- Five star caster base or 4 star base with glides
- Swivel return mechanism

## OPTIONS

- Full swivel, omit swivel return feature
- Contrasting textiles



## METAL FRAME SIDE CHAIRS (CHSM)

### a la carte by Turnstone



#### FEATURES

- Steel four-leg frame with open arms
- Round or Square back
- Stacks four-high

#### OPTIONS

- Multiple fabric on back and seat



Guest Chair with Round Back



Guest Chair with Square Back

### Bindu by Coalesse



#### FEATURES

- Low Back or Mid Back
- Flex back allows posture adjustments for users

#### OPTIONS

- Trivalent chrome or black gloss powdercoat legs



### Capa by Coalesse



#### FEATURES

- Contemporary style and practical comfort provide a unique seating experience for any room
- A flexible back and distinctive recessed side panels offer a comfortable resting place for occupants of any posture, and its flowing lines set it apart from typical stacking chairs.

#### OPTIONS

- Matte or polished chrome 4-leg base
- Stackable to 5 high
- Stacking dolly available



### Crew by Turnstone



#### FEATURES

- Fully upholstered back
- Wood back – available in three finishes
- Stacks four-high

#### OPTIONS

- Platinum arms and frame
- Available in stool version



Guest Chair with Arms



Guest Chair without Arms

### Enea by Coalesse



#### FEATURES

- Top-selling chair that can stack up to nine-high without tablets or six-high with tablets
- Higher back height (33.25") gives it a greater level of comfort than standard side chairs

#### OPTIONS

- Offered in arm or armless
- Available in three standard powder coat finishes
- Upholstered seat and back models
- Wood seat and back models
- Nine plastic colors available for seat and back



## METAL FRAME SIDE CHAIRS (CHSM)

### Enea Altzo943 by Coalesse



#### FEATURES

- Polypropylene seat shell
- Metal seat casting painted to match shell
- Solid oak wood leg with polyurethane glide
- Upholstered insert stitch detail

#### OPTIONS

- Optional half inch thick upholstered insert



### Enea Lottus by Coalesse



#### FEATURES

Enea Lottus is a flexible, multi-height collection of chairs and tables that integrates simply and cleanly with any space. Sculpted for comfort with just the right flex, the elegant shell of the Lottus stool can be used alone or customized with a colored insert or upholstered cushion.

#### OPTIONS

- Offered in arm or armless
- Available in five standard powder coat finishes:
- Polypropylene shell in choice of 10 colors
- Optional polypropylene or upholstered seat insert
- Optional trivalent chrome support ring



### Jersey by Steelcase



#### FEATURES

- Style meshes with great support
- Double mesh back; the first layer gives you a comfortable contact surface, and the second layer provides support

#### OPTIONS

- Stackable
- Available with steel arm or armless
- Choose with or without casters
- All versions of the Jersey guest chair stack four-high on the floor



### Kart by Steelcase



#### FEATURES

- Provides a flexible, creative, and durable solution for any classroom, meeting hall, or corporate training room
- Includes the only nesting chair in the world with both swivel and adjustable height
- Designed for comfort and stores conveniently

#### OPTIONS

- Arm and armless versions with 4-prong caster base
- Polypropylene or upholstered seat and back
- Height and tilt tension adjustments



## METAL FRAME SIDE CHAIRS (CHSM)

### Marien152 by Coalesse

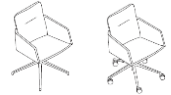


#### FEATURES

Marien152 is a richly tailored seating experience that's inspired by the home and designed for the workday. An innovative back cushion provides support with soft, residential style. Easy personalization is built into the collection through a wide range of color, form, and materiality choices.

#### OPTIONS

- 4-star or 5-star base
- Polished aluminum base
- Hard or soft glides
- Hard or soft casters
- Leather pull



### Montara650 by Coalesse



#### FEATURES

- Frame available in 10 paint finishes and Chrome
- Stacks up to 6 high

#### OPTIONS

- Armless 4-leg and sled base chairs
- Options include wood shell, upholstered seat, 3/4 upholstery or fully upholstered



### Move by Steelcase




#### FEATURES

- Stackable side chair with dynamic seat for superior comfort
- Stacks five-high on the floor; ten-high on a dolly
- Structural steel frame
- Upholstered or plastic back
- Cantilevered arms to accommodate alternative postures

#### OPTIONS

- Available as a stool
- Transportation dolly
- Ganging and alignment device
- Wallsaver design
- Casters or glides



### Nooi side seating by Steelcase



Nooi is a versatile, multi-use stacking chair. A great solution for café, front-porch, touchdown and guest spaces, its comprehensive statement of line includes 4-leg café, a 4-leg frame that links, and café- and bar-height stools.

One of Nooi's outstanding features is the high-gloss polypropylene outer shell with a textured interior shell. This is available in nine different color combinations. Frame choices are black, white and silver painted finishes.





## METAL FRAME SIDE CHAIRS (CHSM)

### Player by Steelcase

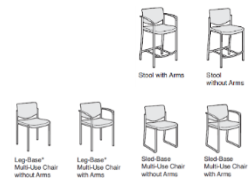


#### FEATURES

- Four-leg chair stacks eight-high on the dolly, six-high on floor
- Reinforced steel frame for durability
- Fully upholstered outer back

#### OPTIONS

- Fixed arms; without arms
- Smooth or textured arm finish
- High back and thick seat options
- Tablet arm
- Soft glides
- Four-leg model available with casters
- Ganging device
- Alignment device
- Storage/transport dolly
- Stool version (does not stack)
- Sled-base version (does not stack)



### Protege by Steelcase



#### FEATURES

- Upholstered seat and back
- Loop arms
- Sled base



### QiVi by Steelcase



#### FEATURES

- QiVi chair promotes movement and collaboration while supporting a variety of postures
- Pivoting backrest and gliding seat move with the body

#### OPTIONS

- Sled base (arm only)
- Frame: black, platinum, arctic white
- Base: black, platinum, arctic white, polished
- 8 QiVi Net colors available on backrest



### Reply by Steelcase




#### FEATURES

- Imported from Italy, our exclusive mesh is woven with chenille yarn offering soft, supportive comfort in an airy and light scale design
- Offers dynamic support with a sleek and contoured look

#### OPTIONS

- Mesh back or fully upholstered



METAL FRAME SIDE CHAIRS (CHSM)

Sorrel by Steelcase Health



FEATURES

- Slim, space-conscious stackable seating
- Structural steel frame
- Upholstered or wood back
- Platisol arms
- Stacks six-high on the floor and 10-high on a dolly; bariatric stacks four-high
- Field-replaceable covers and components

OPTIONS

- Ganging brackets
- Storage/transport dolly
- Contrasting fabrics
- Moisture barrier



Wrapp by Coalesse



FEATURES

- Bring elegant design to the world of guest seating with a snug winged back with a contoured back
- Will fit a multitude of uses around your office or dining area

OPTIONS

- Chrome 4-leg or sled base



## WOOD FRAME SIDE CHAIRS (CHSW)

## Carl Hansen Collection by Coalesse



## FEATURES

- Frame is constructed of hard oak
- Seat is hand woven paper cord in black or natural

## OPTIONS

- Back and seat button-fastened cushions



## Collaboration by Steelcase



## FEATURES

- Back and seat are fully upholstered
- Several arm inserts are available to create different visual details
- Arms may be enclosed with upholstery or European beech inserts, or left open

## OPTIONS

- COM and COL



Open



Arcade



Ladder



Upholstered Insert

## Embold guest seating by Steelcase



The Embold Collection of seating and tables from Steelcase Health helps organizations create a welcoming, comfortable waiting environment.

Embold's graceful design and variety of seat sizes work in many environments and support many types of people and waiting scenarios.

A wide range of materiality encourages creativity and brand expression. Durable and easily cleanable, Embold seating offers the best of style and function for hardworking healthcare environments.



## Kathryn by Coalesse

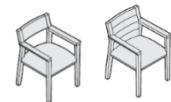


## FEATURES

- European beech hardwood with mortise and tenon joinery
- Open, panel, and fully upholstered back options
- Straight or curved arms

## OPTIONS

- COM and COL



## WOOD FRAME SIDE CHAIRS (CHSW)

### Marien152 by Coalesse

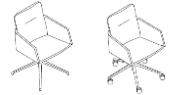


#### FEATURES

Marien152 is a richly tailored seating experience that's inspired by the home and designed for the workday. An innovative back cushion provides support with soft, residential style. Easy personalization is built into the collection through a wide range of color, form, and materiality choices.

#### OPTIONS

- 4-star or 5-star base
- Polished aluminum base
- Hard or soft glides
- Hard or soft casters
- Leather pull



### Mingle by Steelcase



#### FEATURES

- Tapered arms
- Simple scale
- Plywood back panel with enhanced lumbar support



### Sawyer by Steelcase



#### FEATURES

- Back has horizontal wood slots
- Frame is European beech wood
- Upholstered seat features a webbed panel construction

#### OPTIONS

- COM and COL



### Shortcut with wood legs by Turnstone



Shortcut Wood combines a strong design aesthetic with the warmth of natural materials. Turnstone's new chair was thoughtfully designed to blend traditional materials, wood, steel, plastic and upholstery, adding character to informal spaces without sacrificing comfort.



### Terrazzo by Steelcase



#### FEATURES

- Simple lines and classic lattice back
- Crafted with flush joinery throughout
- Choice of back inset designs that allow it to fit comfortably in a variety of corporate environments

#### OPTIONS

- Classic lattice back
- Back slats are bowed for additional lumbar support
- Crafted with flush joinery throughout
- Beech frame
- Upholstered seat



## WORKSTATIONS and OFFICES

Please see Kaiser Permanente Design Criteria Chapter 12 on Infozone, for additional information on furniture requirements and recommendations



## ARCHITECTURAL PRODUCTS (SFDP, SFPB, SFAF)

### Post and Beam by Steelcase



#### FEATURES

- A modular and reconfigurable system that supports the space definition and technology access needs of individual users and teams
- Beams are interchangeable for use in overhead or fence applications
- Power and data strips attach to the side slot on Fence
- Infill hardware packages are available to support custom fabric and custom graphic fabric infills
- Post attaches to beams in in-line, L-, T-, X-, or Y- (120°) configurations

### Privacy Wall by Steelcase



#### FEATURES

- Steel-frame, high-performance, movable wall
- MBDC Silver Cradle-to-Cradle certified and SCS Indoor Advantage IAQ Gold certified
- 100% movable and reusable—extending the life of the wall and eliminating disposal in landfill
- Made from a high percentage of recycled content

### RoomWizard by Steelcase



#### FEATURES

- Use the touch screen to allow users to claim an unoccupied space or modify their reservations on the spot
- Seamlessly book rooms with an existing reservation system such as Microsoft Outlook or Lotus Notes
- The SnapWizard app for iPhone captures whiteboard notes and connects with RoomWizard to send the content directly to meeting participants

#### OPTIONS

- Lotus Domino Synchronization Driver
- Support for many third-party room scheduling software systems (list available)
- Glass mount kit
- Surface mount wire management kit

### Thread by Steelcase




#### FEATURES

Introducing Thread™, an ultra-thin power distribution system designed to provide power. Wherever. Whenever. Thread simplifies power distribution, providing power to the devices we use and the places we work. Quickly. Simply. Cost effectively.

#### OPTIONS

- 3 paint finishes available
- Standard NEMA plug or low-profile plug available on Power Hubs
- Power Hubs available in two heights





## ARCHITECTURAL PRODUCTS (SFDP, SFPB, SFAF)

## V.I.A. by Steelcase

**FEATURES**

- High-performance solid skins and glass frames, integrated seals at all touchpoints within the product and doors with static and operable seals maximize acoustical privacy
- Features a rigid, steel framework engineered to provide true structural support
- The precision frame and mechanical skin attachment brackets are designed to properly align skins
- Utilizes mechanical attachment brackets to attach the skins to the frames

## MODULAR CASEWORK

### Convey by Steelcase Health

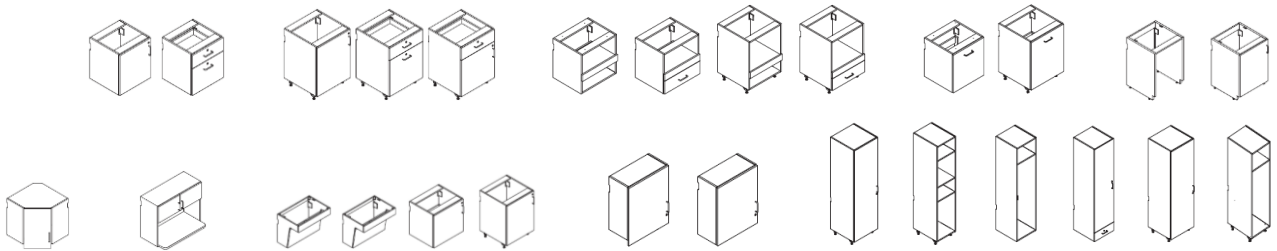


#### FEATURES

To serve health well, the spaces where health happens must be met with extreme flexibility – handling what's now and anticipating what's next. Convey's spectrum of modular components support smart space planning and dynamic care needs.

#### OPTIONS

- Cabinets: Base, Printer, Pullout Trash, Garage, Sink Base, Wardrobe, Tall Storage, Upper Storage, Upper Microwave, and Upper Corner
- Worksurfaces
- End Panels
- Mounting Boards



## COLLABORATIVE FURNITURE

## Flex by Steelcase




## FEATURES

Steelcase Flex was designed after observing high-performing, hyper-collaborative teams across the globe, understanding how they work and what they need to be their best. Inspired by teams using design thinking and agile practices, Steelcase Flex gives teams the flexibility and control to adapt their space on demand to meet their rapidly-changing activities.

Designed with interconnectivity and clever details, the entire collection works together allowing teams to reconfigure their space in a matter of minutes. The pieces work well on their own, but just like teams, they work better together.

## OPTIONS

- Height-adjustable desks and bases
- Seated and standing height work tables and bases
- Slim tables
- Curved and freestanding screens
- Carts
- Markerboards



## WORKSTATIONS (MOFU, WSFS)

Workstations use a kit of parts from Answer system, Universal worksurfaces, Universal storage and Steelcase height-adjustable desks (Ology or Migration)



### Anchor

Anchors are typically in the office full time, mainly at their desks, to conduct transactional or focused work. These workstations should balance privacy while still maintaining the open work environment.



### Mobile

Open workstations provide efficient, flexible areas for work. Workstations for Mobile profile workers provide such workers a home base for focus work when they are in the office (which may be 1-3 days per week on average). The space supports ease of communications and teaming. Mobile workers are likely to use multiple spaces when at the office, and require an option for storing personal items near their workstation or meeting area.



### Resident Collaborator

Resident collaborators are typically in the office full time, but may not be at their desks for all of that time. Open workstations provide efficient flexible areas for work. Workstations for Resident Collaborator profile workers provide workers with a home base for focus work as well as collaborative work. The space supports ease of communications and teaming.



### Telecommuter

Open workstations provide efficient, flexible areas for work. Workstations for Telecommuter profile workers provide such workers, as well as visitors, a place to drop-in and work. The space should be easy to plug-in, with minimal set-up time. Telecommuters and visitors are likely to use the workstations for brief periods of time. When at the office, they require an option for storing personal items near their workstation or meeting area.

For more information, please refer to the MyWorkplace Design Guide

## WORKSTATIONS (MOFU, WSFS)

### Lagunitas focus nook by Steelcase



The Lagunitas Lounge System expands its privacy capabilities with the Lagunitas Focus Nook. The Focus Nook sits in the open plan for conducting focused work in a traditional work posture – free from distraction - and offers users a touch-down destination.

### Mackinac desking by Steelcase



Mackinac was born out of research as it pertains to leaders and their teams, and is designed for movement and transition. Mackinac features a height-adjustable cantilever worksurface — a unique architectural feature — and supports the natural ebb and flow of modern work. Mackinac provides distinct microzones that optimize the different work people do every day — from focusing to thinking to collaborating — and empowers physical, cognitive and psychological wellbeing as they transition through their day. Mackinac will offer a wider array of materiality than ever before. And this is all achieved with a simple, curated statement of line.

## BENCHING SYSTEMS (WSFS)

### Answer / Universal components by Steelcase



Answer with Universal components solutions are designed with built-in flexibility and interconnectivity to meet today's evolving workplace demands. From open bench applications to more individual private space, the inherent flexibility of Answer provides workers with the ultimate balance of privacy and collaboration.

Answer's consistent design language and wide range of aesthetic options ensure integration into any environment while optimizing real estate. Answer can help organizations balance collaboration and privacy, support mobility and optimize real estate.

### Answer Beam by Steelcase



- Supports privacy screens, worksurfaces, and personal storage on light-scale spines that delivers power and data at multiple elevations
- Beam frame is made up of three major elements: vertical junctions, horizontal connecting bars, and a top cap rail

### Answer Fence by Steelcase



- Freestanding spine that allows for flexible power routing, data distribution, and light scale space division
- Features a light scale design with a 17"H open base
- Horizontal package determines the width of the fence segment and includes horizontal connecting bar, steel covers, and powerkit
- Power harness allows power to move from one horizontal frame to the next

### Bivi by Coalesse



Bivi desks and accessories help you create a workplace that's all about who you are today and what you'll become tomorrow. Its modular design makes it easy to add extra tables with the turn of a tool and incorporate accessories that make each space unique.

#### Options

- Two table top sizes available: 48" or 60"
- Available with a back pocket for storage
- Choose a Bivi for One or Bivi for Two
- Dozens of accessories and add-ons allow you to personalize your space



## BENCHING SYSTEMS (WSFS)

## FrameOne by Steelcase



FrameOne is a bench designed for the various levels of mobility and collaboration required by users. It is important to consider the levels of mobility and collaboration required by the users and adjust the solution accordingly. FrameOne was designed to do just that, offering more customizable options than other bench applications.

## Features

- Light, refined aesthetic with floating tops, recessed legs, and discreet cable distribution
- Worktools, lighting, power access, and privacy screens, all hosted on a convenient rail
- Flexible design adapts easily as business needs change



## Ology Bench by Steelcase



- Brings together physiology and biology to support wellbeing at work
- Allows users to quickly, quietly and intuitively change posture without disrupting their coworkers
- Integrated rail offers a range of ergonomic tools
- Bactiblock antimicrobial protection on frequently touched areas of bench
- Ology Bench has a wood core with a high-pressure laminate or wood veneer surface and is 1" thick



## Series Benching by Steelcase



Series Bench combines the benefits of a benching solution with height adjustability to optimize individual and organizational wellbeing. Users can quickly and easily adjust the worksurface height to support the posture that's right for them and their tasks, providing more comfort and boosting their productivity.

## Features

- Three different height adjustment systems available
- Dual-sided bases and center benches available in 47" to 71" widths
- Mix and match Series Bench in side-to-side configurations to provide seated-height or sit-to-stand adjustability
- Power and data are routed beneath the integrated rail



## Tour by Turnstone



- 30" by 60" workspace provides a large amount of surface for active and anticipated work
- Benching trough for managing cables
- Magnetic screen provides partial privacy



## STORAGE

### Bivi by Coalesse



Bivi desks and accessories help you create a workplace that's all about who you are today and what you'll become tomorrow. Its modular design makes it easy to add extra tables with the turn of a tool and incorporate accessories that make each space unique.

#### Options

- Two table top sizes available: 48" or 60"
- Available with a back pocket for storage
- Choose a Bivi for One or Bivi for Two
- Dozens of accessories and add-ons allow you to personalize your space



### TS large storage cabinets by Turnstone



Answer with Universal components solutions are designed with built-in flexibility and interconnectivity to meet today's evolving workplace demands. From open bench applications to more individual private space, the inherent flexibility of Answer provides workers with the ultimate balance of privacy and collaboration.

Answer's consistent design language and wide range of aesthetic options ensure integration into any environment while optimizing real estate. Answer can help organizations balance collaboration and privacy, support mobility and optimize real estate.



### Universal storage by Steelcase



#### FEATURES

Our most versatile and extensive storage offering, expands what storage can do, while working seamlessly with a broad range of freestanding and panel systems



## ADJUSTABLE-HEIGHT WORKSURFACES

### Flex by Steelcase



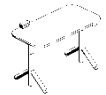
#### FEATURES

Steelcase Flex was designed after observing high-performing, hyper-collaborative teams across the globe, understanding how they work and what they need to be their best. Inspired by teams using design thinking and agile practices, Steelcase Flex gives teams the flexibility and control to adapt their space on demand to meet their rapidly-changing activities.

Designed with interconnectivity and clever details, the entire collection works together allowing teams to reconfigure their space in a matter of minutes. The pieces work well on their own, but just like teams, they work better together.

#### OPTIONS

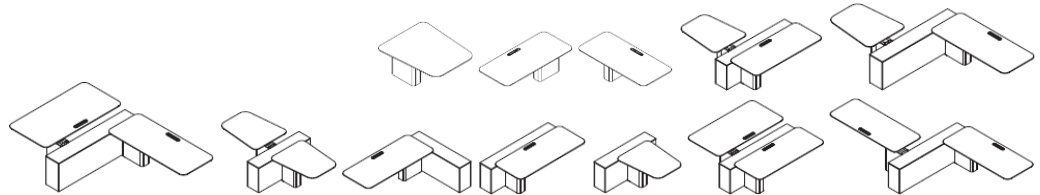
- Height-adjustable desks and bases
- Seated and standing height work tables and bases
- Slim tables
- Curved and freestanding screens
- Carts
- Markerboards



### Mackinac by Steelcase



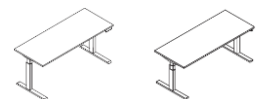
Like the Michigan bridge that inspired its name, Mackinac helps people connect and easily navigate from activity to activity. Distinct microzones support focused work, small group collaboration and privacy for rejuvenation.



### Migration SE by Steelcase



- Extended height (22.6" – 48.7")
- Basic height (28.3" – 46.9")
- Up/down controller
- 4-preset settings



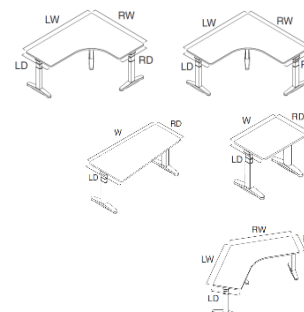
## ADJUSTABLE-HEIGHT WORKSURFACES

### Ology by Steelcase



#### FEATURES

Ology brings together physiology and biology to support wellbeing at work. It allows users to quickly, quietly, and intuitively change posture without disrupting their coworkers. Ology offers a one-button solution for quick eye-to-eye collaboration. The integrated rail offers today's workers a range of ergonomic tools. Ology provides Bactiblock antimicrobial protection on frequently touched areas of the desk.



### Walkstation by Steelcase

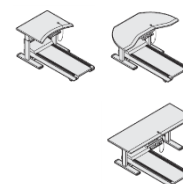


#### FEATURES

- Walk comfortably, burn calories, feel healthier and more energized – all while working
- Fully integrated electric height adjustable worksurface with an exclusively engineered commercial-grade treadmill
- Digital display of speed, caloric burn estimate, time and distance
- Touch pad controller for speed and height adjustment
- Quiet, high-torque motor with speed range of 0.3 to 2 mph
- Requires access to standard 110 volt outlet

#### OPTIONS

- Four standard surface shape and size configurations



## Greenpoint Series by West Elm



- Hardworking materials lend Greenpoint a workshop-crafted feel. Clean lines and fresh finishes reinvent the private office for a vibe that's sleek, not stuffy.
- Greenpoint Storage is a versatile suite of bookshelves, credenzas, lateral files, and pedestals that can be leveraged across the floorplan.
- Championing matter-of-fact functionality, wood and raw steel bring a natural sensibility to our Greenpoint Benching. Its pared back look works in traditional office spaces and open floorplans alike.

## Mackinac by Steelcase



Like the Michigan bridge that inspired its name, Mackinac helps people connect and easily navigate from activity to activity. Distinct microzones support focused work, small group collaboration and privacy for rejuvenation.

## SPACE DIVISION

### Air<sup>3</sup> by Orangebox



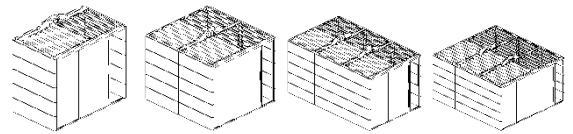
#### FEATURES

Orangebox's award-winning Air<sup>3</sup> acoustic pod range can act as a freestanding meeting room, private space, phone booth or touchdown room.

Interchangeable panels allow you to refresh your Air<sup>3</sup> at will, swapping, changing and refreshing colors and fabrics to fit your own unique preferences and requirements. Its combination of high quality glass and soft acoustic paneling delivers both a refined aesthetic and a high level of insulation and speech privacy.

#### OPTIONS

- Top power options available.
- Straight glass magnetic whiteboard available.
- Monitor Bracket: Hoop-mounted adjustable monitor arm, hoop-mounted fixed monitor bracket, over upholstery fixed monitor bracket available.





SECTION B-2

## DESKING and CASEGOODS

Please see Kaiser Permanente Design Criteria Chapter 12 on Infozone, for additional information on furniture requirements and recommendations



## DESKING and CASEGOODS

### LAMINATE and WOOD VENEER DESKING and CASEGOODS

(WSFS, WSWF, CAFL, CACW, CACM, CAFL)

#### Currency by Steelcase



##### FEATURES

- Contemporary laminate desk system — solid construction and attention to detail Designed to work with Answer or as a stand-alone solution
- Desks, Returns, Shells, Bridges, D,P, or Rectilinear Worksurface Shapes, Credenzas, Pedestals, Lateral Files, Storage Cabinets, Storage Towers, Bookcases, Workwalls, Mobile Carts, Tackboards, Slatwalls, additional accessories

#### Elective Elements by Steelcase



##### FEATURES

- Elective Elements 6 supports the needs of the individual, without sacrificing functionality and aesthetics
- Universally compatible with systems panels
- A broad range of materials options including laminate, wood, glass, metal paint, and fabrics
- Open storage and layered worksurfaces provide piling surfaces
- Elective Elements 6 can be applied in a range of settings including private office freestanding, wall-attached private office, open plan freestanding, and open plan panel-attached
- Desks, Returns, Shells, Bridges, D,P, or Rectilinear Worksurface Shapes, Credenzas, Pedestals, Lateral Files, Storage Cabinets, Storage Towers, Bookcases, Tackboards, Slatwalls, additional accessories


#### FlexFrame by Steelcase (laminate only)



##### FEATURES

As your workspace needs shift and evolve, FlexFrame is designed to shift with them. It can be easily reconfigured to meet the needs of users and, on a larger scale, your entire organization. And installation is equally flexible. There's no need to locate a stud or disrupt the drywall when reconfiguring.

#### High Density Storage by Steelcase



##### FEATURES

High-density storage is a personal storage product that provides ample organizational space with the added benefit of extendable privacy. Two configurations are available: shelf and bag drop. Resident workers are supported with room for their piles, files, and supplies to support their work flow in the high-density storage with shelf versions. Mobile workers have temporary storage and ease of access for all their belongings in the high-density storage with bag drop versions.

## LAMINATE and WOOD VENEER DESKING and CASEGOODS (WSFS, WSWF, CAFL, CACW, CACM, CAFL)

### Lagunitas focus nook by Steelcase



The Lagunitas Lounge System expands its privacy capabilities with the Lagunitas Focus Nook. The Focus Nook sits in the open plan for conducting focused work in a traditional work posture – free from distraction - and offers users a touch-down destination.

### Mackinac by Steelcase



Like the Michigan bridge that inspired its name, Mackinac helps people connect and easily navigate from activity to activity. Distinct microzones support focused work, small group collaboration and privacy for rejuvenation.

### Payback by Steelcase



#### FEATURES

- Broad range of assembled laminate components
- Integrated power and data in desks and tables
- Most components ship assembled
- Outfit private offices, open plan, conference rooms, reception areas, and more

### Universal storage by Steelcase



#### FEATURES

Our most versatile and extensive storage offering, expands what storage can do, while working seamlessly with a broad range of freestanding and panel systems

### Walden by Steelcase



#### FEATURES

- Walden offers contemporary styling interpreted in a clean, simple aesthetic and great value
- Desks, Returns, Shells, Bridges, D,P, or Rectilinear Worksurface Shapes, Credenzas, Pedestals, Lateral Files, Storage Cabinets, Storage Towers, Bookcases, Tackboards, Slatwalls, additional accessories

## LAMINATE and WOOD VENEER DESKING and CASEGOODS

(WSFS, WSWF, CAFL, CACW, CACM, CASES, WSWF, CAFL, CACW, CACM, CAFL)

### Greenpoint Series by West Elm



- Hardworking materials lend Greenpoint a workshop-crafted feel. Clean lines and fresh finishes reinvent the private office for a vibe that's sleek, not stuffy.
- Greenpoint Storage is a versatile suite of bookshelves, credenzas, lateral files, and pedestals that can be leveraged across the floorplan.
- Championing matter-of-fact functionality, wood and raw steel bring a natural sensibility to our Greenpoint Benching. Its pared back look works in traditional office spaces and open floorplans alike.

## MANUAL HEIGHT ADJUSTABLE TABLES (TAAJ)

### Airtouch by Steelcase



#### FEATURES

Countless studies show that people are healthier and more productive when they can change postures in their workspaces. The innovative Airtouch mechanism gives workers the ability to effortlessly, quickly and quietly adjust worksurface height—without the need for electricity—while encouraging frequent workstyle transitions.

#### OPTIONS

- Height range: 26" – 43" with infinite increments
- Adjustment speed: seated height to standing height in 1.2 seconds
- Recommended load capacity\*: up to 150 lbs. (includes weight of worksurface)



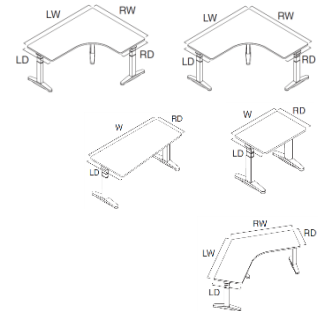
## MOTORIZED HEIGHT ADJUSTABLE TABLES (TAAM)

### Ology by Steelcase



#### FEATURES

Ology brings together physiology and biology to support wellbeing at work. It allows users to quickly, quietly, and intuitively change posture without disrupting their coworkers. Ology offers a one-button solution for quick eye-to-eye collaboration. The integrated rail offers today's workers a range of ergonomic tools. Ology provides Bactiblock antimicrobial protection on frequently touched areas of the desk.

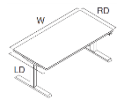


### Migration by Steelcase



#### FEATURES

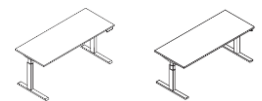
Migration supports wellbeing at work by allowing users to easily move between seated and standing postures throughout the workday.



### Migration SE by Steelcase



- Extended height (22.6" – 48.7")
- Basic height (28.3" – 46.9")
- Up/down controller
- 4-preset settings





## COLLABORATIVE FURNITURE

## Flex by Steelcase



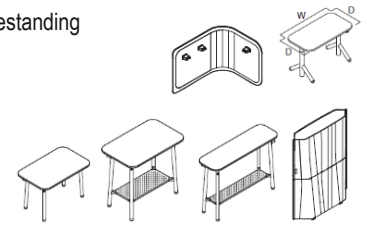
## FEATURES

Steelcase Flex was designed after observing high-performing, hyper-collaborative teams across the globe, understanding how they work and what they need to be their best. Inspired by teams using design thinking and agile practices, Steelcase Flex gives teams the flexibility and control to adapt their space on demand to meet their rapidly-changing activities.

Designed with interconnectivity and clever details, the entire collection works together allowing teams to reconfigure their space in a matter of minutes. The pieces work well on their own, but just like teams, they work better together.

## OPTIONS

- Height-adjustable desks and bases
- Seated and standing height work tables and bases
- Slim tables
- Curved and freestanding screens
- Carts
- Markerboards



## NOTES

## SECTION C

# COLLABORATIVE WORK SETTINGS

Please see Kaiser Permanente Design Criteria Chapter 12 on Infozone, for additional information on furniture requirements and recommendations



## SEATING, TABLES and INTEGRATED TECHNOLOGIES

## Alight ottoman by Turnstone

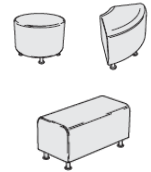


## FEATURES

- Light-scale lounge pieces designed for impromptu and collaborative spaces
- Perfect for reception, lounge, and teaming areas
- Fully upholstered
- Brushed aluminum legs
- Available in Bench, Corner, and Round Shapes

## OPTIONS

- Ganging kit
- Wood legs



## Bindu by Coalesse



## FEATURES


- Relaxed comfort
- Contemporary elegance
- Sensible design with a modern feel

## OPTIONS

- High-back and mid-back options
- Synchro-tilt mechanism and flex back
- Black or polished aluminum caster base

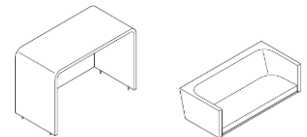


## Bivi rumble seat with hoodie by Turnstone



## FEATURES

- Casual comfort at lounge height
- 3 widths available: 36", 48" and 60"
- Fully upholstered seat
- Painted steel Freestanding Legs
- 48" and 60" sizes can be attached to Bivi frame in place of a Table Top
- Hoodie accessory compatible with 60" Rumble Seat with Freestanding Legs.
- Freestanding Rumble Seats ship fully assembled
- Bivi frame mounted Rumble Seats ship ready to assemble



## Bix by Coalesse

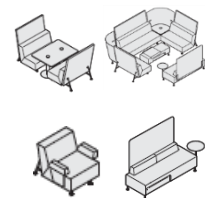


## FEATURES

- Lounge-based work settings that host teams technology in comfort
- Refined system of seating and tables that includes convenient connections to power, voice and data
- Lounge legs feature an adjustable glide
- Back screens feature hidden zipper detail

## OPTIONS

- Contrasting textiles
- Power/Voice/Data



## SEATING, TABLES and INTEGRATED TECHNOLOGIES

## Brody by Steelcase



## FEATURES

The Brody WorkLounge creates a comfortable microenvironment by thoughtfully integrating power, ergonomic comfort, personal storage and lighting—so you can focus your attention, get into flow and get work done.

## OPTIONS

- Privacy Screens and Extensions
- Integrated Power
- Side Surfaces for writing or mousing
- Dash LED Lighting



Brody WorkLounge



Brody Privacy Lounge



Brody Privacy Lounge with Extension



Footrest

## Buoy by Turnstone



## FEATURES

- Contoured base lets you tilt and swivel, engaging your core and encouraging active sitting posture
- Five and a half inches of height adjustability with the lift of a lever
- 20 lbs. with a built-in handle, Buoy is designed to go wherever you go

## OPTIONS

- Put your personality on display with a cap that reflects who you are
- Choose from six base colors to complement your cap selection



## Cachet by Steelcase



## FEATURES

- Balanced action rocker mechanism allows the chair to respond to the user's movements
- Slotted seat and back absorb and evenly distribute body weight

NOTE: FR Free only applies to non-upholstered models

## OPTIONS

- Stacks five-high on floor; 20-high on dolly
- Soft casters
- Storage dolly
- Upholstered package for seat or seat and back
- Ganging and alignment device



Swivel-Base Work Chair



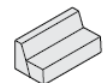
Swivel-Base Stool

## Campfire Big Lounge by Turnstone



## FEATURES

- As comfortable as the couch in your living room
- Perfect for lounging on with your laptop for a while, or invite the team over and have an informal meeting
- Brings people together and signals to your visitors that they are welcome to stay a while
- Lounge without arms with clean lines and details; works great when wrapped with Campfire Screens for privacy



Big Lounge



Half Lounge



Wedge

## SEATING, TABLES and INTEGRATED TECHNOLOGIES

## Capa by Coalesse



## FEATURES

- Contemporary style and practical comfort provide a unique seating experience for any room
- A flexible back and distinctive recessed side panels offer a comfortable resting place for occupants of any posture, and its flowing lines set it apart from typical stacking chairs.

## OPTIONS

- Trivalent matte or polished chrome 4 leg base
- Stackable to 5 high
- Stacking dolly available



## cobi by Steelcase



## FEATURES

- Weight-activated mechanism responds to user movement to support body
- Passive flexible seat edge moves as your body moves
- Flexible back
- Soft edge on top of back and open arms allow for alternative postures

## OPTIONS

- Plastic finish available in black, near black, white and platinum
- Sewn cushion
- Armless
- Stool
- Soft roll-control casters



## Hosu by Coalesse

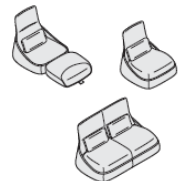


## FEATURES

- Hosu encourages spreading out - this unique work lounge creates a personal space to relax and get things done
- Single convertible or fixed lounge; double fixed lounge
- Storage pockets and cable pass-through
- Coordinating lumbar pillow is standard
- Convertible lounge features webbed pulls and polyurethane footbed

## OPTIONS

- COM, COL and COV



## i2i by Steelcase



## FEATURES

- Designed specifically to foster collaboration
- Free of adjustments, yet has a flexing back that offers both movement and support
- Accommodates a variety of postures
- Back and seat swivel independently or together
- 3D knit material standard on chair back with matching Cogent

## OPTIONS

- Chair with tablet arm
- Two finish colors: near black and platinum
- Swivel return cylinder
- Roller base
- Available with leather or vinyl, as well as COM, COL and COV





## SEATING, TABLES and INTEGRATED TECHNOLOGIES

## Jenny by Turnstone



## FEATURES

- Wide range of aesthetic choices creates a solution for any space
- Can be configured multiple ways with ganging of ottomans and armless models
- Black legs

## OPTIONS

- Casters, brushed aluminum or wood legs
- Tablet arm
- Multiple fabrics and leathers



## Jersey by Steelcase



## FEATURES

- Style meshes with great support
- Double mesh back, the first layer gives you a comfortable contact surface and the second layer provides support

## OPTIONS

- Stackable
- Available with steel arm or armless
- Choose with or without casters
- All versions of the Jersey guest chair stack four-high on the floor



## Lagunitas by Coalesse

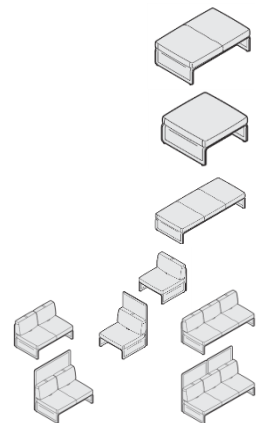


## FEATURES

Lagunitas adapts to changing workstyles and shifting work postures. A comprehensive seating and table collection, Lagunitas creates a "third place" anywhere while offering multi-modal support and varying degrees of privacy through high and low panels. The unique articulating back cushion allows for toggling between lean forward and lean back postures

## OPTIONS

- 1, 2 or 3 seaters
- Articulating back cushion
- Low or high panels
- Seating and table offer power options
- Tables compatible with PowerPod
- Storage area underneath seat
- Work table, personal table and occasional table in varying sizes and heights



## SEATING, TABLES and INTEGRATED TECHNOLOGIES

## LessThanFive by Coalesse



## FEATURES

- Tailored for an experience that is anything but ordinary
- Made entirely of carbon fiber, one of the strongest and lightest materials available today
- Supports a variety of users while weighing less than 5 pounds
- Provides a unique solution for a variety of environments

## OPTIONS

- Put your personality on display with a cap that reflects who you are
- Choose from six base colors to complement your cap selection
- Stacks up to 4 high for convenient storage
- Available in 6 standard finishes



## Lox by Coalesse



## FEATURES

- Encourages a relaxed and informal atmosphere to get together, discuss ideas and collaborate
- Inspires social activity and creativity to flow freely

## OPTIONS

- Upholstered seat; optional upholstered back
- 4 star polished aluminum swivel base or 5 star caster base
- Polyamide shell in black, white or greige
- Fabric or leather



## Marien152 by Coalesse



## FEATURES

Marien152 is a richly tailored seating experience that's inspired by the home and designed for the workday. An innovative back cushion provides support with soft, residential style. Easy personalization is built into the collection through a wide range of color, form, and materiality choices.

## OPTIONS

- 4-star or 5-star base
- Polished aluminum base
- Hard or soft glides
- Hard or soft casters
- Leather pull



## Massaud by Coalesse



## FEATURES

Designed for comfort and connecting with technology, the Massaud Lounge is an alternative destination to work, contemplate or relax. The swiveling tablet brings work closer while settling back into a relaxed posture with the ottoman. The Lounge and Work Lounge feature an adjustable headrest with removable pillow insert for ergonomic sizing and a swivel base with auto-return.

## OPTIONS

- Work Lounge available with swivel tablet
- Lounge and Work Lounge feature adjustable headrest with removable pillow insert
- Cord pass through at base for charging devices
- Swivel base with auto-return
- Storage Ottoman also features side pocket storage



## SEATING, TABLES and INTEGRATED TECHNOLOGIES

## media:scape Lounge by Steelcase

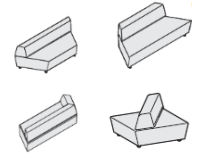


## FEATURES

- Designed to create collaborative work settings and also integrate seamlessly with media:scape
- Seven unique lounge pieces: straight, straight inverted, backless, right corner, left corner, reverse left and reverse right, media:scape lounge
- Designed to be easily reconfigurable in a variety of ways to accommodate a variety of settings

## OPTIONS

- Available in three different fabric orientations
- Available in select Steelcase and DesignTex fabrics, and also available in leather, vinyl and non-patterned
- COM, COL or COV
- Glides available in a variety of finishes



## Montara650 by Coalesse



## FEATURES

- Frame available in 10 paint finishes and Chrome
- Stacks up to 6 high

## OPTIONS

- Armless 4-leg and sled base chairs
- Options include wood shell, upholstered seat, 3/4 upholstery or fully upholstered



## Node by Steelcase



## FEATURES

- Swivel seat allows students to shift focus throughout the room
- Books, laptops and other information remain at their fingertips as the personal surface swivels in tandem
- Its clear sight lines to the instructor, fellow students and whiteboards can dramatically enhance interaction

## OPTIONS

- Cupholder
- Personal worksurface
- Tablet stand
- Tripod base
- Five-star base



## QiVi by Steelcase

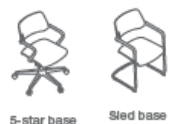


## FEATURES

- QiVi chair promotes movement and collaboration while supporting a variety of postures
- The backrest and seat were designed with automatic and intuitive adjustments
- Pivoting backrest and gliding seat move with the body

## OPTIONS

- 5-star base (arm or armless)
- Sled base (arm only)
- Frame: black, platinum, arctic white
- Base: black, platinum, arctic white, polished
- 8 QiVi Net colors available on backrest



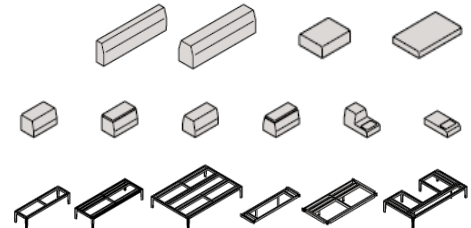
## SEATING, TABLES and INTEGRATED TECHNOLOGIES

## Regard by Steelcase Health



## FEATURES

- Cast legs and a patented metal frame provide strong and durable support in all seating positions
- The modularity of Regard allows for re-configurability and offers easy replacement of parts
- Connecting to technology is quick and easy with integrated outlets on multiple surfaces
- Screens and cabinets offer private settings that serve to divide space
- Components are field replaceable



## Scoop stools by Turnstone



## FEATURES

- Durable wire frame is lightweight and available in multiple finishes
- Glides are standard for use on carpets
- Seat is constructed of molded plastic
- Side chairs or stools

## OPTIONS

- Soft glides available
- Upholstered seat available



## Shortcut by Turnstone



## FEATURES

- Flexible plastic shell available in seven color options
- Back cut-out is designed to offer extra flexibility and comfort
- Patented elbow rests let you use devices with elbows fully supported or pull close to your desk without the hassle of adjusting arms

## OPTIONS

- Chair or stool
- Optional seat cushion
- Optional X-base and Tripod-base



## SILQ by Steelcase



## FEATURES

- Seat height adjusts 4-5/8" with a pneumatic adjustment mechanism
- Fixed arms
- Five arm base
- Upholstered on seat
- Casters

## OPTIONS

- Armless
- Polished aluminum arms and base
- Glides



## SEATING, TABLES and INTEGRATED TECHNOLOGIES

## Together Bench by Coalesse

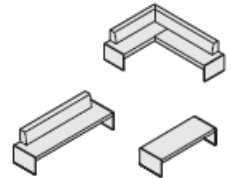


## FEATURES

- Designed to fit ideally in corners or open spaces
- Multiple configurations

## OPTIONS

- Available in leather, fabric, and COL and COM
- Varying widths and lengths of backrest



## Verge stools by Steelcase Health



## FEATURES

- Urethane seat provides a comfortable seat or perch
- Comfort mechanism provides approx. 1" travel
- Foot ring takes pressure off the user's back and legs
- Stool or perch (31"H to 21"H)
- 1-3/4" diameter glides

## OPTIONS

- Casters available



## Wrapp by Coalesse



## FEATURES

- Bring elegant design to the world of guest seating with a snug winged back with a contoured back
- Will fit a multitude of uses around your office or dining area

## OPTIONS

- Trivalent chrome 4 leg or sled base



## SEATING, TABLES and INTEGRATED TECHNOLOGIES

## B-Free tables by Steelcase



The B-Free tables provide a new aesthetic in open and enclosed creative, nomadic and social settings. And with a range of material options, B-Free tables complement various design preferences and applications, making them ideal to leverage across the entire floor plan.

Empower creativity and collaboration with tables in casual open environments with access to power and technology.



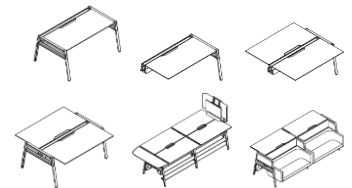
## Bivi by Turnstone




Bivi desks and accessories help you create a workplace that's all about who you are today and what you'll become tomorrow. Its modular design makes it easy to add extra tables with the turn of a tool and incorporate accessories that make each space unique.

## Options

- Two table top sizes available: 48" or 60"
- Available with a back pocket for storage.
- Choose a Bivi for One or Bivi for Two
- Dozens of accessories and add-ons allow you to personalize your space



## Brody Desk by Steelcase



Brody Desk is a high-performing private workstation designed specifically for the in-between spaces in corporate and education environments. As dedicated spaces for resident workers in open-plan offices, touchdown spaces outside in-demand project rooms or study carrels in busy student commons areas – Brody Desk provides people with moments of focus in high-traffic settings.



## Campfire Big Table by Turnstone

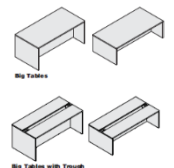


## FEATURES

- Suited for almost any kind of meeting or informational collaboration

## OPTIONS

- Available with a technology tray to offer access to power and accommodates SOTO rail-mounted accessories
- Available in two sizes with either a full top or split top to accommodate a technology tray





## SEATING, TABLES and INTEGRATED TECHNOLOGIES

## Campfire Paper Table by Turnstone



## FEATURES

- Capture ideas on the paper worksurface or with dry-erase markers on the glass surface
- Rip off the top sheet of paper to preserve brainstorming ideas
- Surface spins to enhance collaboration
- Wood-grain base

## OPTIONS

- Base available in four colors
- Paper or glass table top available
- Additional paper pads available



## Campfire Personal Table by Turnstone



## FEATURES

Campfire Personal Table is for those times when you don't want your laptop on your lap, but you still want to work where you feel like it

## OPTIONS

- Available in laminate or veneer



## Campfire Skate by Turnstone



## FEATURES

- Directional wheels help user easily pull Skate Table in close
- Low profile base to slide under lounges
- Built-in cord guide keeps your work surface powered and tidy
- Table top supports your laptop, notebook and more

## OPTIONS

Numerous laminate options make Skate Table a perfect fit for any space



## Exchange Table by Steelcase Health

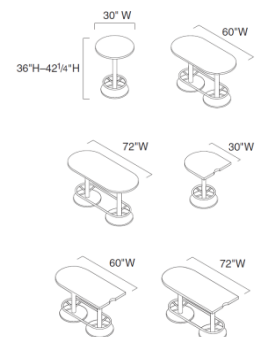


## FEATURES

- Oversized base
- Foot ring

## OPTIONS

- Round, oval or bullet tops
- Bullet-shaped surface fits snug against a wall
- Scallop detail leaves space for cable management



## SEATING, TABLES and INTEGRATED TECHNOLOGIES

## Free Stand by Coalesse



## FEATURES

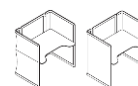
- Worksurface height adjusts from 20"–27" and rotates 360°
- Free Stand is 5" tall when folded/collapsed and weighs 11 pounds
- Free Stand can nest
- In nested position, each additional unit extends 5-1/4" beyond the previous unit



## Lagunitas focus nook by Steelcase



The Lagunitas Lounge System expands its privacy capabilities with the Lagunitas Focus Nook. The Focus Nook sits in the open plan for conducting focused work in a traditional work posture – free from distraction - and offers users a touch-down destination.



## media:scape mini by Steelcase



## FEATURES

- A new member of the media:scape family that extends collaboration into smaller and existing spaces
- May be placed on any surface to allow up to four people to collaborate and interact
- Ships in one box and requires no programming
- Designed to accommodate 40" or 42" monitors



## media:scape mobile by Steelcase



## FEATURES

- A new member of the media:scape family that brings collaboration wherever it is needed and extends the media:scape experience into more active environments
- Allows up to four people to connect and interact
- Designed to accommodate 40" or 42" monitors
- Option to host HD videoconferencing hardware



## SEATING, TABLES and INTEGRATED TECHNOLOGIES

## media:scape Tables by Steelcase

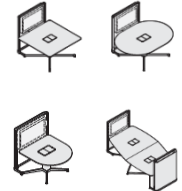


## FEATURES

- Integrates furniture and technology to help people access and share information
- Interactive technology built into media table
- Includes components that are easy to install and easy to use – no software, drivers or special training required

## OPTIONS

- Media tables available in lounge, seated and standing heights
- HD videoconferencing to host third-party videoconferencing systems
- Setting options for open and private spaces; small, medium and large spaces; formal and informal spaces



## Potrero415 by Coalesse

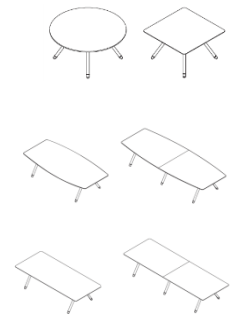


## FEATURES

- Patented frame supports tops up to 20' at 28.5"H. Also available up to 16' at 40"H
- Seamless technology integration with hollow legs that make cables disappear
- Customizable details allow each setting to be personalized

## OPTIONS

- Rectangular, boat, round and square shapes available
- Laminate or wood veneer tops
- Painted and polished aluminum legs
- Optional leg ring finishes in Chrome, Black Chrome or Copper



## SW\_1 by Coalesse



## FEATURES

- The beauty and smart design of the SW\_1 Conference
- Table comes in a standard height or 3 inches lower for a collaborative setting
- Available in full palette of laminates, wood veneers, glass, and white solid surface
- Optional tablet extensions create personal work zones

## OPTIONS

- Optional grommets host
- PowerPod or other technology



## SEATING, TABLES and INTEGRATED TECHNOLOGIES

### Away from the Desk by Orangebox



#### FEATURES

Away from the desk is a soft upholstery system catered to the needs of our rapidly changing workplace. As we migrate away from the fixed desk to a shared workplace, there is a need to facilitate both concentrated personal work and collaborative team work. Away from the desk seamlessly integrates individual spaces with larger, more collaborative working configurations.

#### OPTIONS

- Comprised of 70+ components that can be endlessly configured.
- High back options provide refined acoustic and visual privacy.
- And offers an upright, ergonomically controlled seating position more reflective of a task seat posture.
- Large and small work surfaces can be specified within the system.
- Integrated power, data and monitors are available for added performance.

## Campfire screen by Turnstone



### FEATURES

- Light in scale, these semi-transparent screens provide a sense of privacy without feeling closed in
- Designed for use with the Campfire Lounge; use one to keep things more open or two for a higher level of privacy



## Campfire Big Lamp by Turnstone



### FEATURES

- Creates a stylish sense of space definition within a more open layout
- Uses standard 100-watt bulb for easy maintenance

### OPTIONS

- Available in three paint finishes and three shade colors



## Clipper screen by Turnstone

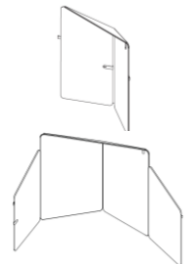


### FEATURES

- Tackable material
- Lightweight and portable
- Folds flat for easy storage
- Magnetic closing system
- Two height options: 56" or 72"

### OPTIONS

- Wings that connect to the base with a fabric hinge
- Contrasting fabrics



## Divisio screen by Steelcase



### FEATURES

- Provides territorial boundary between users
- User-movable functionality allows users to decide when and where they need additional privacy
- Magnetic body accommodates magnets for visual display
- 21-1/2" of the screen sits on the worksurface
- Finger trigger makes it simple for the end user to move the screen to allow for expansion, compression, increased privacy, or collaboration
- Overhand provides greater peripheral privacy

### OPTIONS

- Can be made more permanent by adding two screws through the clamp



# WORKTOOLS

## Exponents by Coalesse



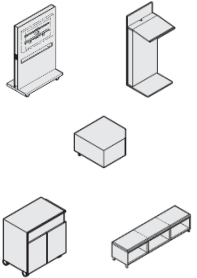
### FEATURES

The Exponents collection offers holistic solutions for collaboration in conference rooms, enclaves and open space settings. It offers a flexible platform for addressing functional and aesthetic requirements in a single, comprehensive offering.



### OPTIONS

- Spacious shelf area for laptop or papers
- Integrated pencil stop
- Removable back panel
- Flip top lid for access to power and data or cord storage
- Integrated wire management
- Optional power, data, and VGA with audio



## Groupwork easel by Steelcase



### FEATURES

- Versatile, can be used in team spaces or individual spaces
- Meets all ANSI/BIFMA standards and is backed by the Steelcase Limited Lifetime Warranty



### OPTIONS

- Available as markerboards and tackboards or a combination
- Storage compartment
- Marker tray and flipchart pegs



## Groupwork screen by Steelcase



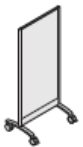
### FEATURES

- Designed so great ideas can happen virtually anywhere
- Work up ideas as a group on the two-sided markerboard surfaces
- Mobile screen can be used to close off your area for solo time
- Unlock the casters to roll your big ideas anywhere for validation or showing off



### OPTIONS

- Available in varying screen sizes





WORKTOOLS

Thread by Steelcase

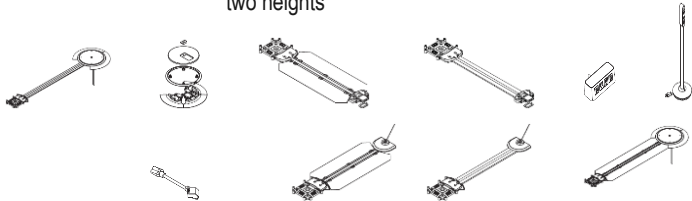


FEATURES

Introducing Thread™, an ultra-thin power distribution system designed to provide power. Wherever. Whenever. Thread simplifies power distribution, providing power to the devices we use and the places we work. Quickly. Simply. Cost effectively.

OPTIONS

- 3 paint finishes available
- Standard NEMA plug or low-profile plug available on Power Hubs
- Power Hubs available in two heights



## COLLABORATIVE FURNITURE

## Flex by Steelcase



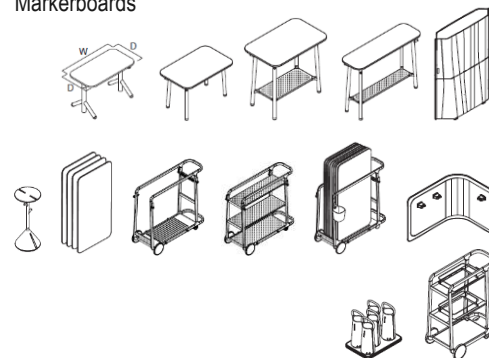
## FEATURES

Steelcase Flex was designed after observing high-performing, hyper-collaborative teams across the globe, understanding how they work and what they need to be their best. Inspired by teams using design thinking and agile practices, Steelcase Flex gives teams the flexibility and control to adapt their space on demand to meet their rapidly-changing activities.

Designed with interconnectivity and clever details, the entire collection works together allowing teams to reconfigure their space in a matter of minutes. The pieces work well on their own, but just like teams, they work better together.

## OPTIONS

- Height-adjustable desks and bases
- Seated and standing height work tables and bases
- Slim tables
- Curved and freestanding screens
- Carts
- Markerboards

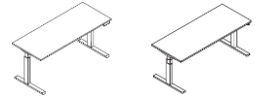


## ADJUSTABLE-HEIGHT WORKSURFACES

## Migration SE by Steelcase



- Extended height (22.6" – 48.7")
- Basic height (28.3" – 46.9")
- Up/down controller
- 4-preset settings

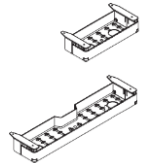


## Universal Cable Management Kit by Steelcase



## FEATURES

- Beneath most desks in the modern workplace is a growing chaos of cords. The Steelcase Universal Cable Management Kit makes neat work of power access. The cable management tray mounts discreetly under all Steelcase worksurfaces, fixed or height-adjustable.
- Two tray sizes accommodate four to nine utility power outlets. Inside, outlets slide securely into mounting slots and smart straps keep cords compact. The tray's hinged design folds open for easy access and snaps shut when you're done.



## NOTES

## SECTION D

# TABLES

Please see Kaiser Permanente Design Criteria Chapter 12 on Infozone, for additional information on furniture requirements and recommendations



## MULTI-PURPOSE TABLES (TAMP)

### Groupwork by Steelcase



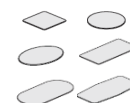
#### FEATURES

- Supports team activity
- Appropriate in an open plan and an enclosed work space
- Tabletops and table legs are ordered separately
- Accessories include cable management, modesty panels and flip-top options



#### OPTIONS

- Many leg choices are available: height-adjustable legs, post legs, T-legs, casters or levelers



### Runner by Steelcase



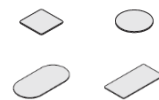
#### FEATURES

- Step-N-Fold folding mechanism for easy, safe operation
- Supports technology in the classroom with power and data devices and significant wire management



#### OPTIONS

- Fixed or folding
- Modesty panel with integral wire management
- Tabletop power and data devices
- Storage trolley



### Simple Tables by Turnstone




#### FEATURES

- Simple, clean design
- Fits easily into any home or office setting
- Modular: arrange and re-arrange as needed



#### OPTIONS

- Available as lounge table or standing table



### Universal tables by Steelcase



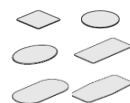
#### FEATURES

- Sizes range from 30" round tables to 180" long conference tables
- More than 30 distinct shape families
- Fully compatible with Steelcase systems furniture



#### OPTIONS

- Fixed or adjustable height legs in multiple styles and finishes
- Casters or glides
- Durable high-pressure laminate or wood veneer
- Bases: Cabby leg, X-base, adjustable leg, post leg, C-leg, T-leg



### Verb by Steelcase



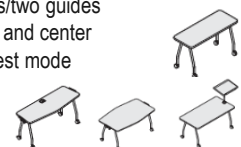
#### FEATURES

- Supports multiple modes of learning through quick transitions
- Seamlessly integrates with the rest of the Verb collection
- New access leg allows user to pull up to the end of the table



#### OPTIONS

- Available with standard casters, locking casters, glides or two casters/two guides
- Side dock with storage hook and center dock for board display and test mode
- Height-adjustable post leg
- Steel modesty panel





## CONFERENCE TABLES - LAMINATE (TACN) and VENEER (TACN)

### Akira by Steelcase




#### FEATURES

- One-handed folding lever and mechanism
- Tables nest in-line for maximum storage



#### OPTIONS

- Height-adjustable option for ADA compliance
- Casters and glides
- Mini-port available with wire management
- Variety of sizes and top styles
- Modesty panel



### Convene by Steelcase



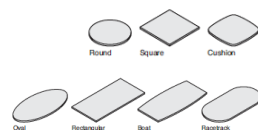
#### FEATURES

- Tables in 7 shapes, 8 edge profiles, and sizes up to 72" x 216"
- Available in wood or laminate with wood edge
- Wide selection of table bases
- Coordinating furniture to complete the conference room



#### OPTIONS

- Numerous options to access technology
- Multiple finishes or Custom stains



### E-Table 2 by Coalesse




#### FEATURES

Integrates the technology needs of contemporary workspaces with the demand for aesthetically appealing pieces



#### OPTIONS

- Laminate or wood veneer tops up to 24"
- 6 shapes and 8 edge options
- Drum, laminate, veneer, and aluminum base options
- Customizable utility bays



### FrameOne by Steelcase



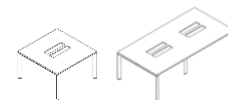
#### FEATURES

Flexible and adaptable, FrameOne supports a wide range of work styles, adding versatility to any work environment.



#### OPTIONS

- Open Line laminate on high-pressure laminate or wood veneer
- Loop legs
- Power and data access door



## CONFERENCE TABLES - LAMINATE (TACN) and VENEER (TACN)

### Groupwork by Steelcase

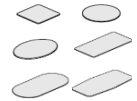


#### FEATURES

- Supports team activity
- Appropriate in an open plan and an enclosed work space
- Tabletops and table legs are ordered separately
- Accessories include cable management, modesty panels and flip-top options

#### OPTIONS

- Many leg choices are available: height-adjustable legs, post legs, T-legs, casters or levelers



### Payback by Steelcase

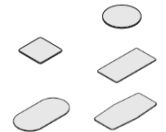


#### FEATURES

- Payback table tops and bases are available in a variety of shapes and combinations and provide areas for conferences and extended workspace

#### OPTIONS

- Multiple paint finishes and Laminates



### Potrero415 by Coalesse

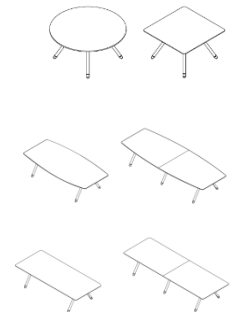


#### FEATURES

- Patented frame supports tops up to 20' at 28.5"H. Also available up to 16' at 40"H.
- Seamless technology integration with hollow legs that make cables disappear
- Customizable details allow each setting to be personalized

#### OPTIONS

- Rectangular, boat, round and square shapes available
- Laminate, wood veneer, glass or corian tops
- Painted and polished aluminum legs
- Optional leg ring finishes in Chrome, Black Chrome or Copper



### Runner by Steelcase

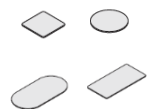


#### FEATURES

- Step-N-Fold folding mechanism for easy, safe operation
- Supports technology in the classroom with power and data devices and significant wire management

#### OPTIONS

- Fixed or folding
- Modesty panel with integral wire management
- Tabletop power and data devices
- Storage trolley



## CONFERENCE TABLES - LAMINATE (TACN) and VENEER (TACN)

### SW\_1 by Coalesse



#### FEATURES

- The beauty and smart design of the SW\_1 Conference Table comes in a standard height or 3 inches lower for a collaborative setting
- Available in full palette of laminates, wood veneers, glass, and white solid surface
- Optional tablet extensions create personal work zones



#### OPTIONS

- Optional grommets host PowerPod or other technology



### Verlay tables by Steelcase



#### FEATURES

- Sizes range from 42" round tables to 216" long conference tables
- More than 10 distinct shape-configurations

#### OPTIONS

- Seated-height or standing-height
- Oak, maple, walnut, or metal legs
- High-pressure laminate or wood veneer
- Bases: X-leg, U-leg, Trestle leg, Split Trestle leg, or Asymmetric Trestle leg



### Universal tables by Steelcase



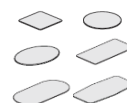
#### FEATURES

- Sizes range from 30" round tables to 180" long conference tables
- More than 30 distinct shape families
- Fully compatible with Steelcase systems furniture



#### OPTIONS

- Fixed or adjustable-height legs in multiple styles and finishes
- Casters or glides
- Durable high-pressure laminate or wood veneer
- Bases: Cabby leg, X-base, adjustable leg, post leg, C-leg, T-leg



## CAFETERIA TABLES (TACF)

## au lait by Coalesse



## FEATURES

Lightweight design, uniquely styled arc-shaped nesting base and self-locking hinge mechanism make it simple for anyone to move, nest, store and reconfigure

## OPTIONS

- Top in a wide variety of laminate options
- Flip or fixed styles
- Casters or glides
- Edge options



## Enea by Coalesse

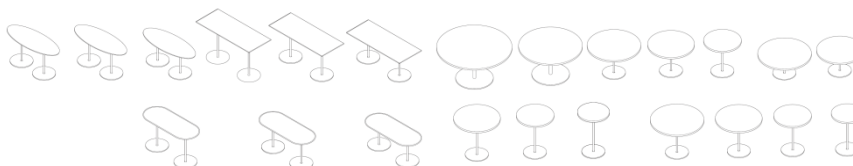


## FEATURES

- Complete collection of tables in four heights and multiple diameters.
- Tops in laminate or wood veneer

## OPTIONS

- Available in varying heights
- Available in varying shapes
- Disc base is in black gloss, white gloss, and silver metallic powder coat



## Enea Lottus by Coalesse

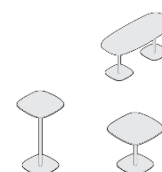


## FEATURES

Enea Lottus is a flexible, multi-height collection of chairs and tables that integrates simply and cleanly with any space. Sculpted for comfort with just the right flex, the elegant shell of the Lottus stool can be used alone or customized with a colored insert or upholstered cushion.

## OPTIONS

- Available in four standard powder coat finishes
- Dining, counter and bar heights available



## Montara650 tables by Coalesse

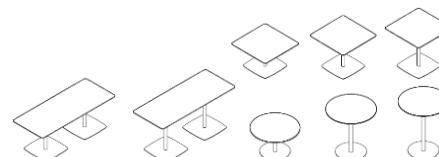


## FEATURES

- Available in 4 different heights
- Laminate or wood veneer tops
- Round, square, rectangles
- Base in 15 powdercoat options

## OPTIONS

- Option to add power access at table top in certain sizes



## CAFETERIA TABLES (TACF)

## Simple Tables by Turnstone



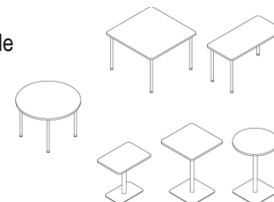
## FEATURES

- Simple, clean design
- Fits easily into any home or office setting
- Modular: arrange and re-arrange as needed



## OPTIONS

- Available as lounge table or standing table



## Universal tables by Steelcase



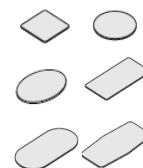
## FEATURES

- Sizes range from 30" round tables to 180" long conference tables
- More than 30 distinct shape families
- Fully compatible with Steelcase systems furniture



## OPTIONS

- Fixed or adjustable height legs in multiple styles and finishes
- Casters or glides
- Durable high-pressure laminate or wood veneer
- Bases: Cabby leg, X-base, adjustable leg, post leg, C-leg, T-leg



## Universal tables (ADA Compliant) by Steelcase



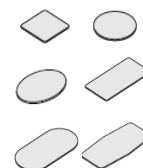
## FEATURES

Compliant tables must be specified with Universal Table tops of at least 36" wide and must utilize Post Legs to provide leg clearance of at least 30"



## OPTIONS

- Bases: Post Legs must be used to provide adequate clearance



## SPECIALTY TRAINING TABLES (TATG)

## Akira by Steelcase



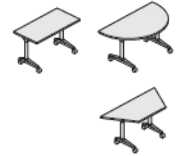
## FEATURES

- One-handed folding lever and mechanism
- Tables nest in-line for maximum storage



## OPTIONS

- Height-adjustable option for ADA compliance
- Casters and glides
- Mini-port available with wire management
- Variety of sizes and top styles
- Modesty panel



## Groupwork by Steelcase




## FEATURES

- Supports team activity
- Appropriate in an open plan and an enclosed work space
- Tabletops and table legs are ordered separately
- Accessories include cable management, modesty panels and flip-top options



## OPTIONS

- Many leg choices are available: height-adjustable legs, post legs, T-legs, casters or levelers



## Runner by Steelcase



## FEATURES

- Step-N-Fold folding mechanism for easy, safe operation
- Supports technology in the classroom with power and data devices and significant wire management



## OPTIONS

- Fixed or folding
- Modesty panel with integral wire management
- Tabletop power and data devices
- Storage trolley



## Train by Coalesse



## FEATURES

- Extremely durable design to handle tough use
- Best-in-class wire management
- Flips and nests for convenient reconfiguration and storage



## OPTIONS

- Modesty panel with integral wire management
- Raceway with fully integrated power system and wire management
- Tabletop power and data connections
- Corner tops



## Verb by Steelcase



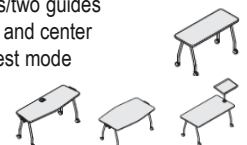
## FEATURES

- Supports multiple modes of learning through quick transitions
- Seamlessly integrates with the rest of the Verb collection
- New access leg allows user to pull up to the end of the table



## OPTIONS

- Available with standard casters, locking casters, glides or two casters/two guides
- Side dock with storage hook and center dock for board display and test mode
- Height-adjustable post leg
- Steel modesty panel





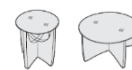
## OCCASIONAL TABLES (TAOC)

## Aight by Turnstone



## FEATURES

- Aight tables are perfect for all reception areas and team spaces, and even a perfect touch to the private office
- The aight coffee table is big enough to gather around, yet small enough to utilize just about anywhere
- Aight end table is a timeless table that builds on the “at-home” quality of the Aight collection



## Aspekt by Steelcase Health



## FEATURES

- Freestanding tables are available in three shapes: oval, bow, and round
- Legs are constructed with steel and are finished with powdercoat paint
- Laminate tops are 1" thick and have 3 mm plastic edges



## Await by Coalesse

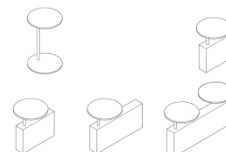


## FEATURES

Await Table by Coalesse is a freestanding mobile table crafted with clean, simple lines that provides a contemporary workspace for collaborative settings.

## OPTIONS

- Standard silver powder coat on freestanding tables
- Black, white, or grey panels on connector tables
- Radius edge on glass tops



## Bob by Coalesse



## FEATURES

- Seamlessly fuses contemporary style and timeless elegance into a distinct side table offering that can complement almost any decor
- Featuring thick glass sturdily mounted on a four-star die-cast aluminum base for looks and durability

## OPTIONS

- Accent and café table heights
- Glass tops in clear, frosted, and back-painted options



## OCCASIONAL TABLES (TAOC)

## Campfire Skate by Turnstone



## FEATURES

- Directional wheels help user easily pull Skate Table in close.
- Low profile base to slide under lounges.
- Built-in cord guide keeps your work surface powered and tidy.
- Table top supports your laptop, notebook and more

## OPTIONS

Numerous laminate options make Skate Table a perfect fit for any space

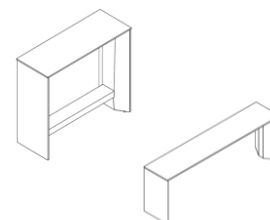


## Campfire Slim by Turnstone



## FEATURES

- Sleek design offers room to pile when used as a workspace return.
- Great place to set a drink, snack, notebook, or a surface for mousing.
- Power outlet keeps devices charged and lamps shining brightly.
- Two power outlets total, with one on each side.
- Provides separation and space definition in open floor plans.
- Adds a residential feel to lounge spaces when used as a side table or for media display.



## CG\_1 by Coalesse

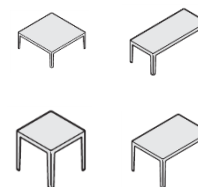


## FEATURES

- Tables are seldom so expressive. Whatever your application, CG\_1 can be selected in a wide range of materials
- CG\_1 can be dressed up or down. Few tables of such simple grace offer so many possibilities of interpretation
- Sophistication is often best expressed in finely crafted simplicity. The CG\_1 occasional table is perfectly proportioned and versatile

## OPTIONS

- Wood frame version in oak or walnut
- Metal frame version in five paint colors
- Top in glass, wood, laminate, or solid surface
- Leg insert in five colors
- Optional wood insert on metal frame table

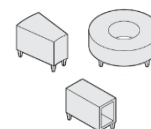


## Circa by Coalesse



## FEATURES

- Freestanding tables complement Circa seating or stand alone. Connector and storage tables encourage freedom of configuration
- Freestanding, ganging, and end-of-run tables
- Maple or walnut veneer
- Maple or walnut legs standard; painted metal option



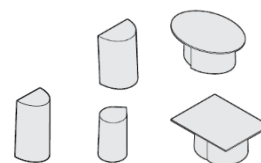
## OCCASIONAL TABLES (TAOC)

## Diekman by Coalesse



## FEATURES

- A collection of accent tables to be used alone or as a base for glass tops
- Available in three heights, with maple veneer in 27 standard wood finishes
- Non-adjustable polyethylene glides
- Glass top option on some models



## Embold by Steelcase Health



## FEATURES

- Versatile and durable, Embold gives organizations the flexibility to adapt waiting spaces over time to meet changing needs. Moveable arms and seating configurations support a wide range of sizes, health and abilities.
- With its consistent design aesthetic, Embold can be used across a healthcare system, from clinical waiting spaces to office and administrative areas.



## Enea by Coalesse

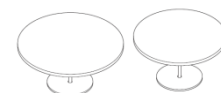


## FEATURES

Enea Lottus is a flexible, multi-height collection of chairs and tables that integrates simply and cleanly with any space. Sculpted for comfort with just the right flex, the elegant shell of the Lottus stool can be used alone or customized with a colored insert or upholstered cushion.

## OPTIONS

- Available in varying heights
- Available in varying shapes
- Disc base in black gloss, white gloss, and silver metallic powder coat



## Enea Lottus by Coalesse



## FEATURES

Enea Lottus is a flexible, multi-height collection of chairs and tables that integrates simply and cleanly with any space. Sculpted for comfort with just the right flex, the elegant shell of the Lottus stool can be used alone or customized with a colored insert or upholstered cushion.

## OPTIONS

- Available in two standard powder coat finishes:
- Post base in choice of five paint colors
- Optional trivalent chrome support ring
- Counter and bar heights available



## OCCASIONAL TABLES (TAOC)

## Groupwork by Steelcase



## FEATURES

- Table tops used with coffee table legs create reception areas or informal team spaces



## Holy Day by Coalesse



## FEATURES

- Offers a spare and clean table that makes a statement
- Simple lines create impressive and understated spaces anywhere you need them
- Trivalent chrome frame

## OPTIONS

- Oak or walnut veneer, glass, or leather top
- Round, rectangular, or square



## Jenny by Turnstone



## FEATURES

- A clean, classic guest table that works great in a reception area, lounge, team space or an executive office
- Optional Solid maple wood legs
- Optional Brushed aluminum legs
- Available End table or Coffee table



## Millbrae by Coalesse



## FEATURES

Pairs a refined steel base with a clear, frosted, or colored glass top to provide a simple foundation that coordinates with any space

## OPTIONS

- Square and rectangular tables in two heights
- Brushed nickel base or option of 14 powdercoat paint finishes

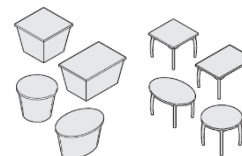


## Mitra by Steelcase Health



## FEATURES

- freestanding tables are available in two styles and four shapes: oval, rectangular, square, and round
- Curved legs are solid maple wood
- Drum table bases have a tapered design and are available wrapped with veneer or laminate



## OCCASIONAL TABLES (TAOC)

## Montara650 tables by Coalesse

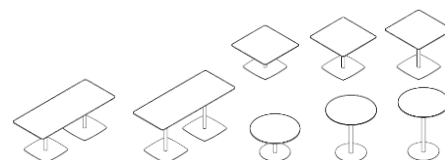


## FEATURES

- Available in 4 different heights
- Laminate or wood veneer tops
- Round, square, rectangles
- Base in 15 powdercoat options
- 

## OPTIONS

- Option to add power access at table top in certain sizes

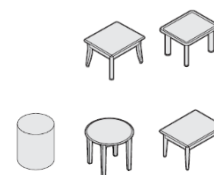


## Outlook by Steelcase Health



## FEATURES

- Legs are available in four styles: tapered, curved, metal, and oval
- Top has a 1" thick wood core with a high-pressure laminate surface
- Edge is either maple wood or 3 mm plastic
- Drum table is available in two sizes. It has a High-Pressure Laminate top surface and body

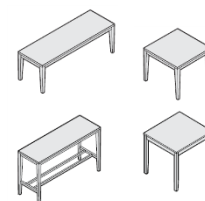


## Passerelle by Coalesse



## FEATURES

- Solid hardwood frame accent and console tables, available in 27 standard wood finishes
- Mortise and tenon joinery
- Veneered top in optional contrast finish
- Optional Interport power module



## Sebastopol by Coalesse

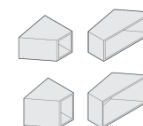


## FEATURES

Sebastopol redefines the occasional table. It moves easily and invites interaction. Pull it closer to make it your own. Push several together to create a generous centerpiece for groups

## OPTIONS

- Oak or walnut veneer outer surfaces
- Gloss laminate interior in 5 colors
- Two heights and two coordinating shapes
- Concealed non-marking nylon adjustable glides
- Optional grommet for PowerPod in Milk or Black



## OCCASIONAL TABLES (TAOC)

## SW\_1 by Coalesse

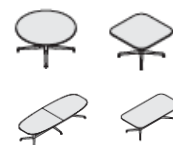


## FEATURES

- The beauty and smart design of the SW\_1 Conference Table comes in a standard height or 3 inches lower for a collaborative setting
- Available in a full palette of laminates, wood veneers, glass, and white solid surface
- Optional tablet extensions create personal work zones

## OPTIONS

- Optional grommets host PowerPod or other technology



## Trees by Coalesse

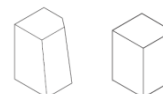


## FEATURES

- A collection of playful side tables
- Can be used alone or in groups
- Created under high pressure to add dimension and texture on all sides
- Height adjustable glides standard

## OPTIONS

- 9 shapes and sizes





## COLLABORATIVE FURNITURE

## Flex by Steelcase



## FEATURES

Steelcase Flex was designed after observing high-performing, hyper-collaborative teams across the globe, understanding how they work and what they need to be their best. Inspired by teams using design thinking and agile practices, Steelcase Flex gives teams the flexibility and control to adapt their space on demand to meet their rapidly-changing activities.

Designed with interconnectivity and clever details, the entire collection works together allowing teams to reconfigure their space in a matter of minutes. The pieces work well on their own, but just like teams, they work better together.

## OPTIONS

- Height-adjustable desks and bases
- Seated and standing height work tables and bases
- Slim tables
- Curved and freestanding screens
- Carts
- Markerboards

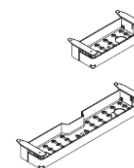


## Universal Cable Management Kit by Steelcase



## FEATURES

- Beneath most desks in the modern workplace is a growing chaos of cords. The Steelcase Universal Cable Management Kit makes neat work of power access. The cable management tray mounts discreetly under all Steelcase worksurfaces, fixed or height-adjustable.
- Two tray sizes accommodate four to nine utility power outlets. Inside, outlets slide securely into mounting slots and smart straps keep cords compact. The tray's hinged design folds open for easy access and snaps shut when you're done.



## NOTES

SECTION E

## FILING and STORAGE

Please see Kaiser Permanente Design Criteria Chapter 12 on Infozone, for additional information on furniture requirements and recommendations



FILING & STORAGE (BOOK, CACM, CAFL, CASW, CACM)

High Density Storage by Steelcase



FEATURES

High-density storage is a personal storage product that provides ample organizational space with the added benefit of extendable privacy. Two configurations are available: shelf and bag drop. Resident workers are supported with room for their piles, files, and supplies to support their work flow in the high-density storage with shelf versions. Mobile workers have temporary storage and ease of access for all their belongings in the high-density storage with bag drop versions.

TS large storage cabinets by Turnstone



Answer with Universal components solutions are designed with built-in flexibility and interconnectivity to meet today's evolving workplace demands. From open bench applications to more individual private space, the inherent flexibility of Answer provides workers with the ultimate balance of privacy and collaboration.

Answer's consistent design language and wide range of aesthetic options ensure integration into any environment while optimizing real estate. Answer can help organizations balance collaboration and privacy, support mobility and optimize real estate.

Universal bookcases by Steelcase

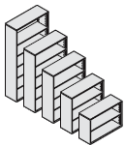


FEATURES

- Optional tops include laminate, wood or no top
- Optimized for binder storage on all shelves
- Optional hinged glass doors available
- Display shelf available

DIMENSIONS

H: 28", 40", 53-1/2", 65-1/2", 82"  
W: 24", 30", 36", 42"  
D: 15"



Universal combination cabinets by Steelcase



FEATURES

- Three front styles: flush steel, proud steel and proud wood
- Five pull styles: integral, jazz, contemporary, bar and handle
- Drawer fronts are removable and interchangeable
- Optional tops include laminate, wood or no top
- Available with optional glass hinged doors or no doors

DIMENSIONS

H: 52", 65-1/2", 83-1/2"  
W: 30", 36", 42"  
D: 18", 24"



## FILING & STORAGE (BOOK, CACM, CAFL, CASW, CACM)

### Universal lateral files by Steelcase

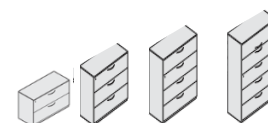


#### FEATURES

- Proud front style – steel, laminate, or wood. Flush front style – Steel only
- Available with four pull styles
- Drawer fronts are removable and interchangeable
- Lift-up door with fixed shelf in top openings of 65-1/2"H supports binder storage
- Optional tops include laminate, wood security, no top or cushion top or one-high
- Optional individual drawer locks

#### DIMENSIONS

H: 28", 40", 52", 65-1/2"  
W: 30", 36", 42"  
D: 18" or 24"



### Universal storage cabinet by Steelcase

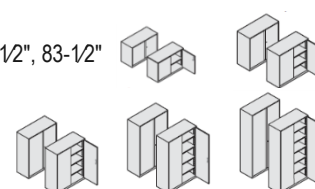


#### FEATURES

- Three front styles: flush steel, proud steel and proud wood
- Five pull styles: integral, jazz, contemporary, bar and handle
- Optional tops include laminate, wood, security or no top

#### DIMENSIONS

H: 28", 40", 52", 65-1/2", 83-1/2"  
W: 30", 36", 42"  
D: 18", 24"



### Universal storage towers by Steelcase

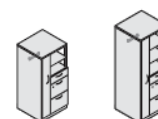


#### FEATURES

- Three front styles: flush steel, proud steel and proud wood
- Five pull styles: integral, jazz, contemporary, bar and handle
- Drawer fronts are removable and interchangeable
- Optional tops include laminate, wood and glass skylight
- Optional glass shelves
- Includes locker

#### DIMENSIONS

H: 52", 65-1/2"  
W: 24"  
D: 24", 30"



### Universal laminate storage by Steelcase



#### FEATURES

- Proud front style – steel, laminate, or wood. Flush front style – Steel only
- Available with four pull styles
- Drawer fronts are removable and interchangeable
- Lift-up door with fixed shelf in top openings of 65-1/2"H supports binder storage
- Optional tops include laminate, wood security, no top or cushion top or one-high
- Optional individual drawer locks

#### CONFIGURATIONS

- Pedestals (fixed and mobile)
- Overheads (sliding doors, hinged doors or open fronts)
- Organizers
- Lateral files
- Credenzas
- Towers (single door, dual door, or side access)
- Wardrobes
- Bookcases



## NOTES



## SECTION F

# VISUAL COMMUNICATIONS BOARDS and SYSTEMS

Please see Kaiser Permanente Design Criteria Chapter 12 on Infozone, for additional information on furniture requirements and recommendations



**BULLETIN, MARKER & COMBINATION BOARDS (BOBU, BOMA, BOBM)****Premium Whiteboards & Tackboards by Steelcase****FEATURES**

- Virtually indestructible e3 ceramicsteel delivers extremely high resistance to impact damage, abrasion, scratching and color fading
- Ultrasmooth writing surface allows dry markers to glide easily and improves erasability

**OPTIONS**

- Available in various sizes
- Available in various finish/frames: Access, Denska, Edge, Senti, Session

**Unframed Bulletin Boards**

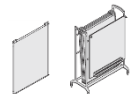
No National Standard for unframed bulletin boards. Furniture Catalog contains products from NorCal Supplier. Other areas may purchase equivalent products from local suppliers at their discretion.

**VISUAL COMMUNICATION SYSTEMS (VICS)****Huddleboard by Steelcase****FEATURES**

- Use with a mobile easel, folding easel, freestanding easel or workrail
- Ultra lightweight markerboard
- Markerboard surface is double-sided
- Boards come in packages of five

**OPTIONS**

- Ledge grabbers, flipchart pegs and markerboard grips are sold separately
- Photo boards available with 3M repositionable adhesive on one side of marker surface

**Payback wall cabinets by Steelcase****FEATURES**

- Right-hand door interior has two flip-chart pegs, and left-hand door interior has tackable cork
- Flip-chart pegs are located on interior of right door. Pegs are 17-1/2" apart, center to center



## VISUAL COMMUNICATION SYSTEMS (VICS)

## Flow by Steelcase



## FEATURES

- Modular panel system with no vertical joint covers providing a large format writing surface
- Outer frame is extruded, clear anodized aluminum
- Ceramicsteel surface
- Inner vertical joint allows for a timeless panel seam
- Marker tray comes standard

## OPTIONS

- Available in 2 heights
- Two standard finishes (white gloss, grey chalk)
- Magnetic
- Add a custom image, logo or design to the surface



## Sans by Steelcase



## FEATURES

- Writing board with streamlines, precision cut, frameless edges
- Ceramicsteel surface
- 12" marker tray, dry erase markers, and eraser come standard

## OPTIONS

- Available in 2 heights
- Two standard finishes (white gloss, grey chalk)
- Magnetic
- Add a custom image, logo or design to the surface



## Exponents mobile whiteboard display by Steelcase



## FEATURES

- Available in 36" and 48" widths
- One fixed and one removable whiteboard panel
- Two directional and two locking swivel 4" casters

## OPTIONS

- Wood trim
- Ability to mount monitor on 48" unit
- Power and date concealed in well



**MAGAZINE, LITERATURE, FORMS & MAIL RACKS (RAMA, RALI, RAMU, RAML)**

**SlatRail system rail by Steelcase**



National Standard for exam rooms. FED Code: ACCE (Rail) , RAMU (Rack).

**COLLABORATIVE FURNITURE**

**Flex by Steelcase**



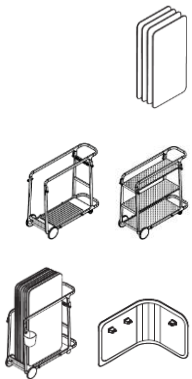
**FEATURES**

Steelcase Flex was designed after observing high-performing, hyper-collaborative teams across the globe, understanding how they work and what they need to be their best. Inspired by teams using design thinking and agile practices, Steelcase Flex gives teams the flexibility and control to adapt their space on demand to meet their rapidly-changing activities.

Designed with interconnectivity and clever details, the entire collection works together allowing teams to reconfigure their space in a matter of minutes. The pieces work well on their own, but just like teams, they work better together.

**OPTIONS**

- Height-adjustable desks and bases
- Seated and standing height work tables and bases
- Slim tables
- Curved and freestanding screens
- Carts
- Markerboards



## SECTION G

# ERGONOMIC ACCESSORIES

Please see Kaiser Permanente Design Criteria Chapter 12 on Infozone, for additional information on furniture requirements and recommendations



## CPU HOLDERS (ERGQ)

### CPU Trolley by Steelcase



Coordinate selections with KP-IT



### Vertical CPU Sling by Steelcase



Coordinate selections with KP-IT



### Vertical CPU Holder by Steelcase



- Locking & Non-Locking CPU Holders are available
- Coordinate selections with KP-IT



## KEYBOARD PLATFORMS (ERGX)

### Keyboard Platforms by Steelcase



National standard for articulating keyboard platforms. Many available products are shown in the Furniture Catalog. See Manufacturer's website for full line of available platform products.

## FOOTRESTS (ERGF)

### Footrest by Steelcase



2" – 6" Adjustable. No National Standards. See Manufacturer's website for full line of available products.





**MONITOR ARMS and MONITOR LIFTS (ER GK)****Monitor Arms by Steelcase**

National Standard for flat screen monitor arms. See Manufacturer's website for full line of available products.

**CF Series Intro by Steelcase**

Adding another screen to accommodate user collaboration and comfort has never been easier. CF Series Intro is a sleek, simple monitor arm designed to offer users flexibility and ease while improving their productivity and maximizing worksurface space. Available in both single and dual monitor applications, CF Series Intro features seamless precision to accommodate a wide variety of user preferences.

**Active Lift Riser by Steelcase**

Supporting people as they shift postures from standing to sitting and back again, height-adjustable worksurfaces promote the wellbeing of workers and contribute to health-conscious work environments. Active Lift Riser allows any worksurface to provide the benefits of vertical movement while you work. Great to use on existing desks when you want to make them sit to stand.

**WRISTRESTS (ER GQ)****Wristrests by Steelcase**

No National Standards

## NOTES

## SECTION H

# MISCELLANEOUS FURNITURE

Please see Kaiser Permanente Design Criteria Chapter 12 on Infozone, for additional information on furniture requirements and recommendations



## PORTABLE LAMPS (LIDE, LIFL, LITA)

### Task Lighting by Steelcase



See Manufacturer's website for full line of available desk Task Lighting products. FED Code - LIDE

## LECTERNS (LECE)

### Payback by Steelcase



Lectern is on casters to provide easy mobility and a 6"H fixed note and a fixed bottom shelf.



## NIGHTSTANDS (NIGH)

### Various Nightstands by Steelcase Health



For parent sleep rooms and call rooms. Do not use as bedside cabinets (CABE), which are medical equipment. See Manufacturer's website for all available nightstand products.

## WORKPLACE WELLNESS (TREF)

### Walkstation by Steelcase

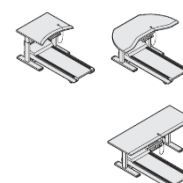


#### FEATURES

- Walk comfortably, burn calories, feel healthier and more energized – all while working
- Fully integrated electric height adjustable worksurface with an exclusively engineered commercial-grade treadmill
- Digital display of speed, caloric burn estimate, time and distance
- Touch pad controller for speed and height adjustment
- Quiet, high-torque motor with speed range of 0.3 to 2 mph
- Requires access to standard 110 volt outlet

#### OPTIONS

- Four standard surface shape and size configurations

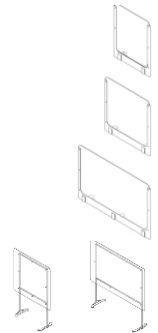


## Separation Screens by Steelcase




### FEATURES

- Freestanding screens:
  - 48"W x 72"H or 72"W x 72"H
  - Upper Screen Panel is available in Smooth Transparent Plastic or Smooth White Opaque Plastic
  - Lower screen panel is available without a Screen Panel or in Smooth White Opaque Plastic
  - Optional cutouts available so users can transfer documents and small items
  - Optional cutout available for contactless temperature readings
- Desktop screens
  - 24"W x 30"H (42"H optional height)
  - 30"W x 30"H (42"H optional height)
  - 48"W x 30"H (42"H optional height)
  - Screen panel in Smooth White Opaque Plastic
  - Optional cutout available for contactless temperature readings (30"W and 48"W only)



## NOTES

## OUR PROMISE







We aspire to create **great experiences** wherever work happens.

Whether you design them, manage them or work in them, we can help you create high performing, sustainable work environments that bring people together to focus, collaborate, socialize and learn.

### How do we do that?

We're passionate about understanding how people really work. We utilize a research methodology that is based upon user observation, and we embed our insights into all of our products and services.

### We offer...

- the broadest range of interior architecture + furniture + technology products.

- an extensive range of services.

- the most experienced dealer network.

- a history of reliability.

- high standards for quality and sustainability.

We have a lot of experience. **You can depend on us.** Our **products.** Our **services.** Our **people.**

### We promise.

**Love how you work.®**